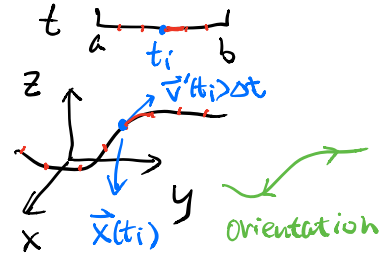


Curve: $\vec{c}(t) = \langle x(t), y(t), z(t) \rangle, t \in [a, b]$

$$\vec{v}'(t) = \langle x'(t), y'(t), z'(t) \rangle$$

$$v(t) = \|\vec{v}'(t)\| = \sqrt{[x'(t)]^2 + [y'(t)]^2 + [z'(t)]^2}$$



Length of Curve

$$\lim_{\Delta t \rightarrow 0} \sum_i v(t_i) \Delta t$$

$$\int_c ds = \int_a^b v(t) dt$$

$$d\vec{s} = \langle x'(t), y'(t), z'(t) \rangle dt$$

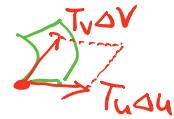
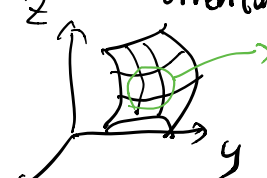
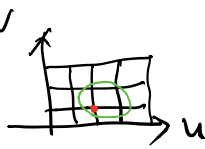
$$= \langle dx, dy, dz \rangle$$

$$ds = \sqrt{[x'(t)]^2 + [y'(t)]^2 + [z'(t)]^2} dt$$

Surface S $\begin{cases} x = f(u, v) \\ y = g(u, v) \\ z = h(u, v) \end{cases}, (u, v) \in D$

$T_u \times T_v$
orientation

Area of Surface



$$\lim_{\Delta u \rightarrow 0, \Delta v \rightarrow 0} \sum \|T_u \times T_v\| \Delta u \Delta v$$

$$\iint_S dS$$

$$d\vec{S} = T_u \times T_v du dv$$

$$dS = \|T_u \times T_v\| du dv$$

$$= \iint_D \|T_u \times T_v\| du dv$$

Two Types of

Line/Surface Integral

$$f(x, y, z), \vec{F} = \langle F, G, H \rangle$$

Type I
(orientation independent)

Curve

$$\int_c f ds = \int_a^b f(x(t), y(t), z(t)) v(t) dt$$

Surface

$$\iint_S f dS$$

$$\int_{-c}^c f ds = \int_c^{-c} f ds$$

$$\iint_{-S} f dS = \iint_S f dS$$

$$= \iint_D f(x(u, v), y(u, v), z(u, v)) \|T_u \times T_v\| du dv$$

Type II
(orientation dependent)

$$\int_c \vec{F} \cdot d\vec{s} = \int_c \langle F, G, H \rangle \cdot \langle dx, dy, dz \rangle$$

$$= \int_c F dx + G dy + H dz$$

$$\iint_S \vec{F} \cdot d\vec{S} = \iint_S$$

$$= \int_a^b [F_x'(t) + G_y'(t) + H_z'(t)] dt$$

$$\int_{-c}^c \vec{F} \cdot d\vec{s} = - \int_c^{-c} \vec{F} \cdot d\vec{z}$$

$$d\vec{s} = \vec{n} dS$$

$$\vec{n} = \frac{T_u \times T_v}{\|T_u \times T_v\|}$$

$$d\vec{s} = T_u \times T_v du dv$$

$$= \frac{T_u \times T_v}{\|T_u \times T_v\|} \|T_u \times T_v\| du dv$$

$$\iint_S \vec{F} \cdot d\vec{s} = \iint_S F dy dz + G dz dx + H dx dy$$

$$\iint_S \vec{F} \cdot \vec{n} dS$$

$$\iint_D \vec{F} \cdot (T_u \times T_v) du dv$$

$$\iint_D \vec{F} \cdot \vec{n} \|T_u \times T_v\| du dv$$

$$\iint_{-\vec{s}} \vec{F} \cdot d\vec{s} = - \iint_S \vec{F} \cdot d\vec{s}$$

Type I $\iint_S f dS$

Type II $\iint_S \vec{F} \cdot \vec{n} dS$

Ex: Surface Area of unit sphere

Sol:
$$S \begin{cases} x = \sin\phi \cos\theta \\ y = \sin\phi \sin\theta \\ z = \cos\phi \end{cases} \quad , \quad 0 \leq \phi \leq \pi, 0 \leq \theta \leq 2\pi$$

$$T_\phi = \langle \cos\phi \cos\theta, \cos\phi \sin\theta, -\sin\phi \rangle$$

$$T_\theta = \langle -\sin\phi \sin\theta, +\sin\phi \cos\theta, 0 \rangle$$

$$T_\phi \times T_\theta = \begin{vmatrix} i & j & k \\ \cos\phi \cos\theta & \cos\phi \sin\theta & -\sin\phi \\ -\sin\phi \sin\theta & +\sin\phi \cos\theta & 0 \end{vmatrix}$$

$$= \langle \sin^2\phi \cos\theta, \sin^2\phi \sin\theta, \cos\phi \sin\phi \rangle$$

$$\|T_\phi \times T_\theta\| = \sqrt{\sin^4\phi (\cos^2\theta + \sin^2\theta) + \cos^2\phi \sin^2\phi}$$

$$= \sqrt{\sin^2\phi (\sin^2\phi + \cos^2\phi)}$$

$$= |\sin\phi| = \sin\phi$$

$$\iint_S dS = \int_0^{2\pi} \int_0^\pi \|T_\phi \times T_\theta\| d\phi d\theta = \int_0^{2\pi} \left[\int_0^\pi \sin\phi d\phi \right] d\theta$$

$$= 2\pi \int_0^\pi \sin\phi d\phi = 4\pi$$