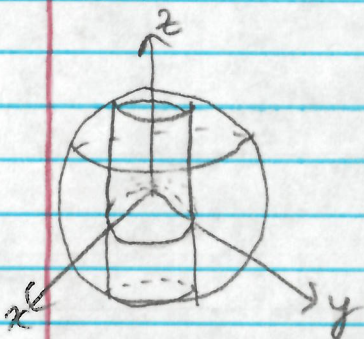


MA 261 - Lesson 13
Applications of Double Integrals

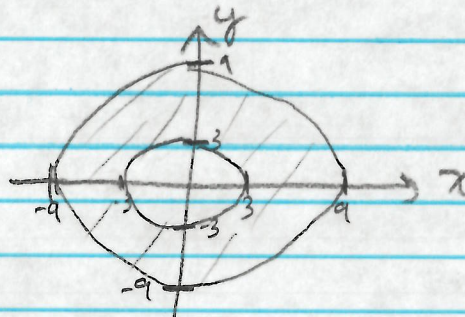
pg. 1

15.3 Review on Polar

Ex 1. Set up a double integral in polar coordinates for the volume inside the sphere $x^2 + y^2 + z^2 = 81$ and outside the cylinder $x^2 + y^2 = 9$



project onto xy-plane



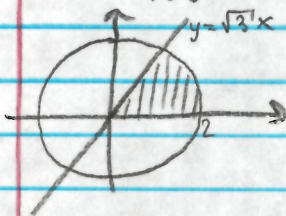
below the surface $z^2 = 81 - x^2 - y^2$ or $z = \sqrt{81 - x^2 - y^2}$
 $= \sqrt{81 - r^2}$

(top half above the plane, and double volume to get whole thing)

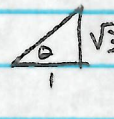
$$2 \int_0^{2\pi} \int_3^9 \sqrt{81 - r^2} r dr d\theta$$

Ex 2. Convert $\int_0^{\sqrt{3}} \int_{\frac{1}{\sqrt{3}}y}^{\sqrt{4-y^2}} yx^2 dx dy$ into polar.

$x = \frac{1}{\sqrt{3}}y \Leftrightarrow y = \sqrt{3}x$ $x = \sqrt{4-y^2} \Leftrightarrow x^2 + y^2 = 4$, but the right half



Notice that the line intersects the circle when $y = \sqrt{3}$

when $y = \sqrt{3}$, $x = 1$  so $\tan^{-1}(\frac{\sqrt{3}}{1}) = \theta$
 $\theta = \frac{\pi}{3}$

$$\int_{\frac{\pi}{3}}^{\frac{\pi}{2}} \int_0^2 (r \sin \theta)(r \cos \theta)^2 r dr d\theta$$


$$= \int_{\frac{\pi}{3}}^{\frac{\pi}{2}} \int_0^2 r^4 \cos^2 \theta \sin \theta dr d\theta$$

15.4 Laminae and Centroids

In Calc 2, you found the centroid of a lamina with uniform density using single integrals. Double integrals allow us to find the mass and centroid of a lamina where the density varies throughout the lamina.

Suppose D is a lamina where the density at the point (x, y) in D is $\rho(x, y)$.

Since average density is the ratio of the mass over a region to the area of that region, $\rho(x, y) = \lim_{\Delta A \rightarrow 0} \frac{\Delta m}{\Delta A}$ (where A is the area of a region containing (x, y) and m is the mass of that region).



To approximate the mass of D , consider a small rectangle R_{ij} containing (x_{ij}, y_{ij}) . The average mass on R_{ij} is approximately $\rho(x_{ij}, y_{ij}) \Delta A$ where ΔA is the area of R_{ij} , and this approximation gets better as $\Delta A \rightarrow 0$.

Thus, an approximation for the mass m of D is $\sum_{i=1}^k \sum_{j=1}^r \rho(x_{ij}, y_{ij}) \Delta A$ and this gets better as $(k, r) \rightarrow (\infty, \infty)$.

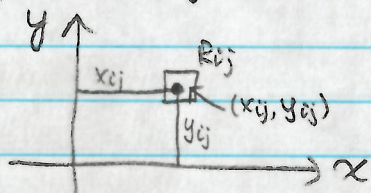
Hence, the mass m of a lamina D with density $\rho(x, y)$ is

$$m = \iint_D \rho(x, y) \, dA$$

The same reasoning applies to other types of densities, such as electric charge and probability.

Recall from calc 2 that the moment about an axis of a particle with mass m and directed distance d from the axis is $m d$.

Thus the moment about the x -axis is approximately $\rho(x_{ij}, y_{ij}) \Delta A \cdot y_{ij}$ for a rectangle R_{ij} containing (x_{ij}, y_{ij}) and similarly the moment about the y -axis is approximately $\rho(x_{ij}, y_{ij}) \Delta A \cdot x_{ij}$.



Thus, for the whole lamina D ,

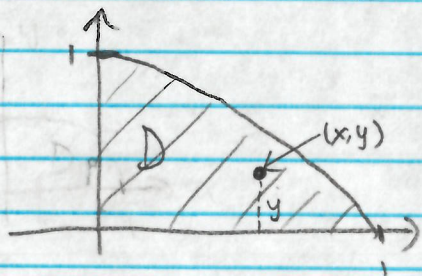
$$M_x = \iint_D y \rho(x, y) dA, \quad M_y = \iint_D x \rho(x, y) dA$$

The center of mass (\bar{x}, \bar{y}) of a lamina D is

$$\bar{x} = \frac{M_y}{m} = \frac{1}{m} \iint_D x \rho(x, y) dA$$

$$\bar{y} = \frac{M_x}{m} = \frac{1}{m} \iint_D y \rho(x, y) dA$$

Ex 3. A lamina occupies the part of the disk $x^2 + y^2 \leq 1$ in the first quadrant. Find its center of mass if its density at any point is proportional to its distance from the x -axis.



The distance of a point (x, y) to the x -axis is y .

So $\rho(x, y) = ky$, for some constant k .

$$\begin{aligned} m &= \iint_D ky \, dA = \int_0^{\pi/2} \int_0^1 kr \sin \theta \, r \, dr \, d\theta \\ &= \int_0^{\pi/2} k \frac{r^3}{3} \sin \theta \Big|_0^1 \, d\theta = \frac{k}{3} \int_0^{\pi/2} \sin \theta \, d\theta \\ &= -\frac{k}{3} \cos \theta \Big|_0^{\pi/2} = \frac{k}{3} \end{aligned}$$


$$\begin{aligned} \bar{x} &= \frac{1}{m} \iint_D x \rho(x, y) \, dA = \frac{1}{\left(\frac{k}{3}\right)} \int_0^{\pi/2} \int_0^1 k r^3 \cos \theta \sin \theta \, dr \, d\theta \\ &= 3 \int_0^{\pi/2} \frac{r^4}{4} \cos \theta \sin \theta \Big|_0^1 \, d\theta = \frac{3}{4} \int_0^{\pi/2} \cos \theta \sin \theta \, d\theta \\ &\quad u = \sin \theta, \, du = \cos \theta \, d\theta \\ &= \frac{3}{4} \int_0^1 u \, du = \frac{3}{4} \cdot \frac{1}{2} u^2 \Big|_0^1 = \frac{3}{8} \end{aligned}$$

$$\begin{aligned} \bar{y} &= \frac{1}{m} \iint_D y \rho(x, y) \, dA = \frac{1}{\left(\frac{k}{3}\right)} \int_0^{\pi/2} \int_0^1 k r^3 \sin^2 \theta \, dr \, d\theta \\ &= 3 \int_0^{\pi/2} \frac{r^4}{4} \sin^2 \theta \Big|_0^1 \, d\theta = \frac{3}{4} \int_0^{\pi/2} \frac{1}{2} (1 - \cos 2\theta) \, d\theta \\ &= \frac{3}{8} (\theta - \frac{1}{2} \sin 2\theta) \Big|_0^{\pi/2} = \frac{3}{8} (\frac{\pi}{2} - 0 - 0 + 0) = \frac{3\pi}{16} \end{aligned}$$

$$\boxed{\text{So } (\bar{x}, \bar{y}) = \left(\frac{3}{8}, \frac{3\pi}{16}\right)}$$

15.5 Surface Area

In calc 2, you saw how to find the surface area of a surface of revolution using a single integral. Now, we use double integrals to find the surface area of a surface $z = f(x, y)$ over a region D .



Given a surface $z = f(x, y)$, look just at the piece above a rectangle R_{ij} . Choosing a point in R_{ij} , the tangent plane to z at that point over R_{ij} will have a similar area to that of z over R_{ij} .

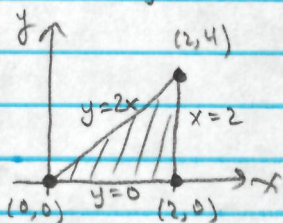
So $A(s) = \lim_{m, n \rightarrow \infty} \sum_{i=1}^m \sum_{j=1}^n \Delta T_{ij}$, where ΔT_{ij} is the area of the tangent plane to z at a point over R_{ij} .

To compute ΔT_{ij} , notice that the rectangle of the tangent plane is determined by the vectors $\vec{a} = \langle \Delta x, 0, f_x(x_{ij}, y_{ij})\Delta x \rangle$, $\vec{b} = \langle 0, \Delta y, f_y(x_{ij}, y_{ij})\Delta y \rangle$, where R_{ij} is determined by $\langle \Delta x, 0, 0 \rangle$ and $\langle 0, \Delta y, 0 \rangle$.

$$\begin{aligned} \text{The area of the rectangle is } & |\vec{a} \times \vec{b}| \\ & = | \langle -f_x(x_{ij}, y_{ij})\Delta x\Delta y, -f_y(x_{ij}, y_{ij})\Delta x\Delta y, \Delta x\Delta y \rangle | \\ & = \sqrt{(f_x(x_{ij}, y_{ij}))^2 + (f_y(x_{ij}, y_{ij}))^2 + 1} \cdot \frac{\Delta x\Delta y}{\Delta A} \end{aligned}$$

$$\begin{aligned} \text{So } S(A) &= \lim_{m, n \rightarrow \infty} \sum_{i=1}^m \sum_{j=1}^n \sqrt{(f_x(x_{ij}, y_{ij}))^2 + (f_y(x_{ij}, y_{ij}))^2 + 1} \Delta A \\ &= \iint_D \sqrt{(f_x)^2 + (f_y)^2 + 1} \, dA \end{aligned}$$

Ex 4. Find the surface area of the surface of the part of $2y + 4z - x^2 = 5$ that lies above the triangle with vertices $(0,0)$, $(2,0)$, and $(2,4)$.



$$4z = 5 + x^2 - 2y \text{ so } z = \frac{5}{4} + \frac{1}{4}x^2 - \frac{1}{2}y$$

$$\frac{\partial z}{\partial x} = \frac{1}{2}x, \quad \frac{\partial z}{\partial y} = -\frac{1}{2}$$

$$S(A) = \int_0^2 \int_0^{2x} \sqrt{\left(\frac{1}{2}x\right)^2 + \left(-\frac{1}{2}\right)^2 + 1} \, dy \, dx$$

$$= \int_0^2 \int_0^{2x} \sqrt{\frac{1}{4}x^2 + \frac{5}{4}} \, dy \, dx$$

$$= \int_0^2 \sqrt{\frac{1}{4}x^2 + \frac{5}{4}} \, y \Big|_0^{2x} \, dx$$

$$= \int_0^2 2x \sqrt{\frac{1}{4}x^2 + \frac{5}{4}} \, dx$$

$$u = \frac{1}{4}x^2 + \frac{5}{4}, \quad du = \frac{1}{2}x \, dx$$

$$= 4 \int_{5/4}^{9/4} u^{1/2} \, du$$

$$= 4 \cdot \frac{2}{3} u^{3/2} \Big|_{5/4}^{9/4} = \frac{8}{3} \left(\left(\frac{9}{4}\right)^{3/2} - \left(\frac{5}{4}\right)^{3/2} \right)$$

$$= \frac{8}{3} \left(\frac{27}{8} - \frac{5\sqrt{5}}{8} \right)$$

$$= \frac{1}{3} (27 - 5\sqrt{5})$$

$$= \boxed{9 - \frac{5}{3}\sqrt{5}}$$