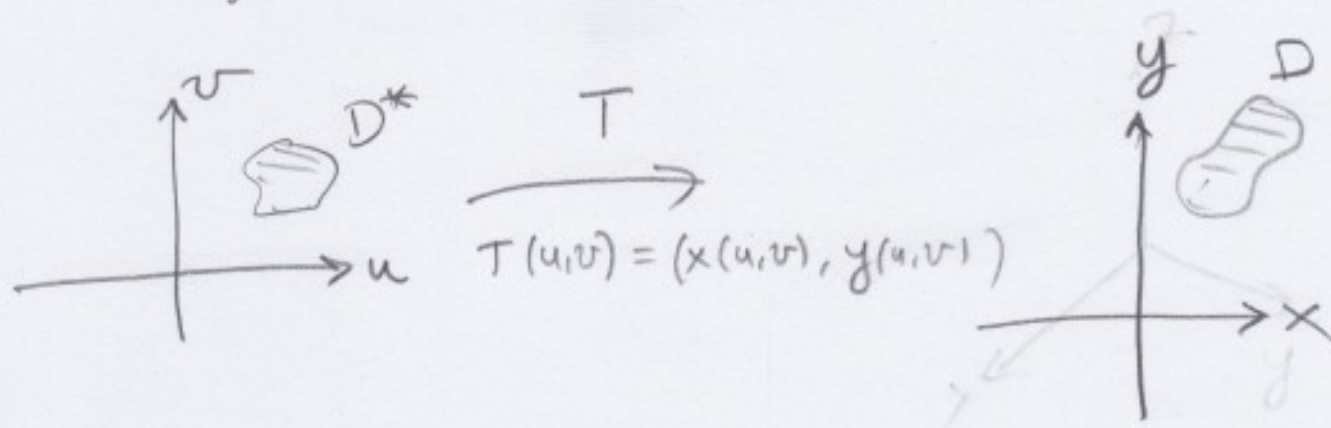


Lesson Wednesday March 25

① ✓

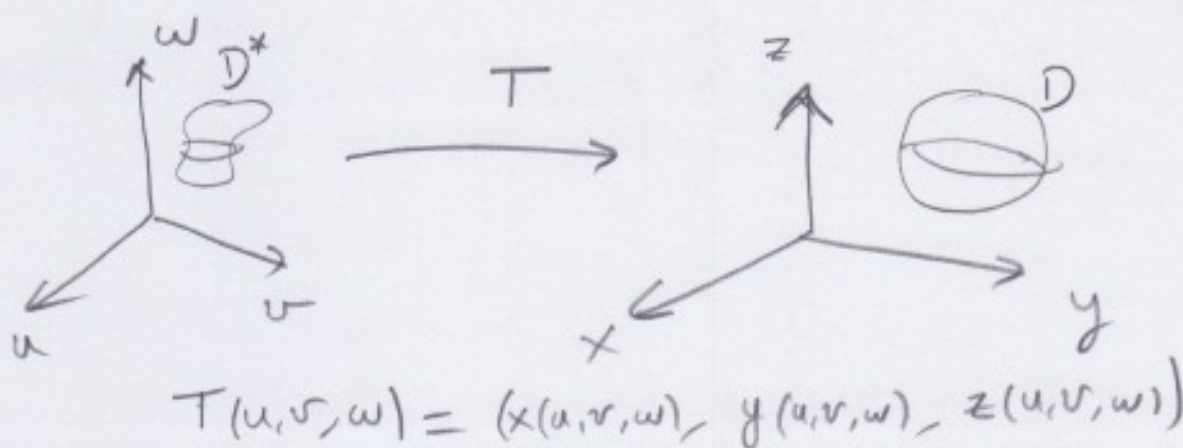
Change of variable formula



$$\iint_D f(x, y) dx dy = \iint_{D^*} f(x(u, v), y(u, v)) \left| \frac{\partial(x, y)}{\partial(u, v)} \right| du dv$$

absolute value.

$$\frac{\partial(x, y)}{\partial(u, v)} = \det(DT) = \det \begin{pmatrix} \frac{\partial x}{\partial u} & \frac{\partial x}{\partial v} \\ \frac{\partial y}{\partial u} & \frac{\partial y}{\partial v} \end{pmatrix}$$



$$\iiint_D f(x, y, z) dx dy dz = \iiint_{D^*} f(x(u, v, w), y(u, v, w), z(u, v, w)) \left| \frac{\partial(x, y, z)}{\partial(u, v, w)} \right| du dv dw$$

absolute value

$$\frac{\partial(x, y, z)}{\partial(u, v, w)} = \det(DT)$$

Polar Coordinates and spherical coordinates are a particular case of change of variable formula

$D^* = [0, 1] \times [0, 2\pi]$
 $T(r, \theta) = (x(r, \theta), y(r, \theta)) = (r \cos \theta, r \sin \theta)$
 $D = \{x^2 + y^2 \leq 1\}$
 $\left| \frac{\partial(x, y)}{\partial(r, \theta)} \right| = r$

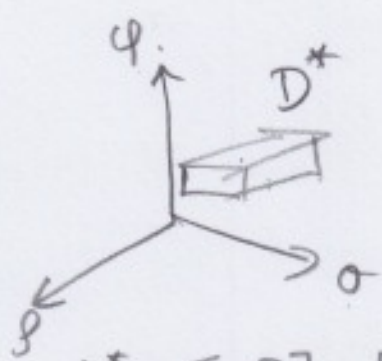
$$\iint_D f(x, y) dx dy = \int_0^1 \int_0^{2\pi} f(r \cos \theta, r \sin \theta) r d\theta dr$$

$D^* = [0, 1] \times [0, 2\pi] \times [0, \pi]$
 $T(\rho, \theta, \varphi) = (\rho \sin \varphi \cos \theta, \rho \sin \varphi \sin \theta, \rho \cos \varphi)$
 $\left| \frac{\partial(x, y, z)}{\partial(\rho, \theta, \varphi)} \right| = \rho^2 \sin \varphi$

$$\iiint_D f(x, y, z) dx dy dz = \int_0^1 \int_0^{2\pi} \int_0^\pi f(\rho \sin \varphi \cos \theta, \rho \sin \varphi \sin \theta, \rho \cos \varphi) \rho^2 \sin \varphi d\varphi d\theta d\rho$$

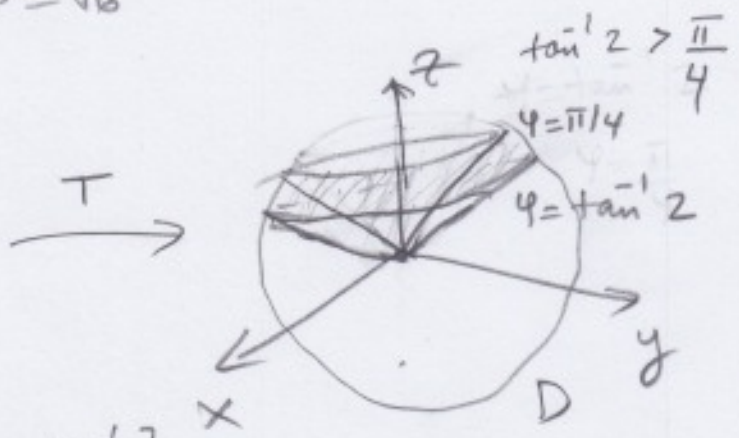
Ex: $\iiint_D f(x,y,z) dx dy dz$ $f(x,y,z) = \sqrt{x^2+y^2+z^2}$

where D is the region in first octant bounded by cones $\varphi = \frac{\pi}{4}$ and $\varphi = \tan^{-1} 2$ and the sphere $\rho = \sqrt{6}$



$$D^* = [0, \sqrt{6}] \times [0, \frac{\pi}{2}] \times [\frac{\pi}{4}, \tan^{-1} 2]$$

$\rho \qquad \theta \qquad \varphi$



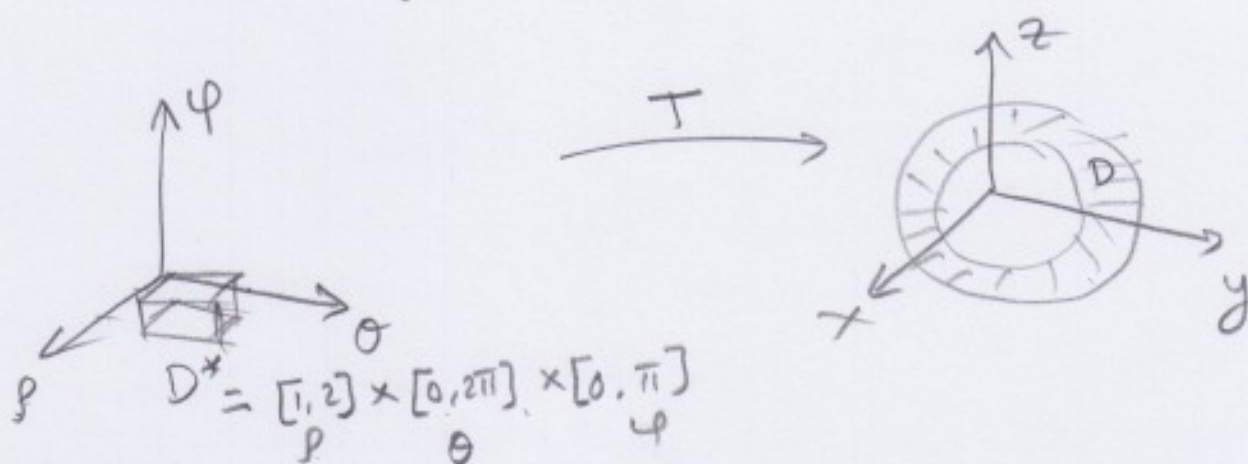
$$T(\rho, \theta, \varphi) = (\rho \sin \varphi \cos \theta, \rho \sin \varphi \sin \theta, \rho \cos \varphi)$$

$$\begin{aligned} \iiint_D f dV &= \int_{\pi/4}^{\tan^{-1} 2} \int_0^{\pi/2} \int_0^{\sqrt{6}} \rho \cdot \rho^2 \sin \varphi d\rho d\theta d\varphi \\ &= \int_{\pi/4}^{\tan^{-1} 2} \int_0^{\pi/2} \sin \varphi \left[\frac{\rho^4}{4} \right]_0^{\sqrt{6}} d\theta d\varphi \\ &= \int_{\pi/4}^{\tan^{-1} 2} 9 \sin \varphi \cdot \frac{\pi}{2} d\varphi \\ &= \frac{9}{2} \pi \left[-\cos \varphi \right]_{\pi/4}^{\tan^{-1} 2} = \frac{9}{2} \pi \left[-\cos(\tan^{-1} 2) + \frac{1}{\sqrt{2}} \right] \\ &\qquad \qquad \qquad > 0. \end{aligned}$$

Ex: Evaluate.

$$\iiint_D \sqrt{x^2+y^2+z^2} e^{-(x^2+y^2+z^2)} dx dy dz$$

where D is the region between the two spheres $x^2+y^2+z^2=1$ and $x^2+y^2+z^2=4$



$$\iiint_D f dv = \int_0^{2\pi} \int_0^{\pi} \int_1^2 \rho e^{-\rho^2} \rho^2 \sin \phi d\rho d\phi d\theta$$

$$= \int_0^{2\pi} \int_0^{\pi} \int_1^2 \rho^3 e^{-\rho^2} \rho^2 \sin \phi d\rho d\phi d\theta$$

$$= 2\pi \left(\int_0^{\pi} \sin \phi d\phi \right) \left(\int_1^2 \rho^3 e^{-\rho^2} d\rho \right)$$

$$= 2\pi [-\cos \phi]_0^{\pi} \int_1^2 \rho^3 e^{-\rho^2} d\rho$$

$$= 4\pi \int_1^2 \rho^3 e^{-\rho^2} d\rho$$

$$\int u dv = uv - \int v du$$

$$\int_1^2 \rho^3 e^{-\rho^2} d\rho = -\frac{1}{2} \int_1^2 \rho^2 \frac{d(e^{-\rho^2})}{d\rho}$$

$$= -\frac{1}{2} \left[\rho^2 e^{-\rho^2} \right]_1^2 - \int_1^2 2\rho e^{-\rho^2} d\rho$$

$$= -\frac{1}{2} (4e^{-4} - e^{-1} + [e^{-\rho^2}]_1^2) = 4\pi e^{-1} - 10\pi e^{-4}$$

(5)

Change of variables - Cylindrical coordinates.

$$T(r, \theta, z) \rightarrow (x, y, z)$$

$$x = r \cos \theta, \quad y = r \sin \theta, \quad z = z$$

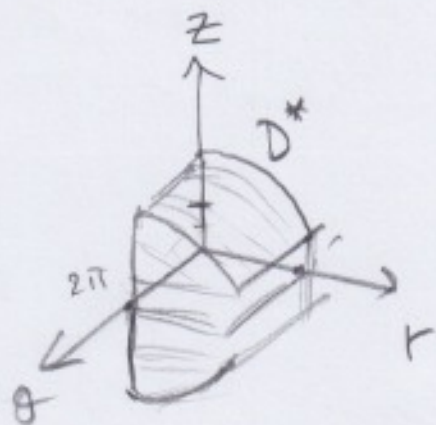
$$\frac{\partial (x, y, z)}{\partial (r, \theta, z)} = \det(DT)$$

$$= \det \begin{pmatrix} \cos \theta & -r \sin \theta & 0 \\ \sin \theta & r \cos \theta & 0 \\ 0 & 0 & 1 \end{pmatrix}$$

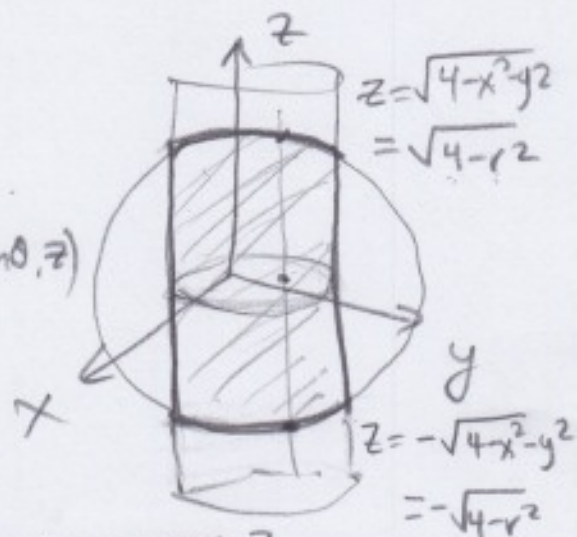
$$= r \cos^2 \theta + r \sin^2 \theta = r$$

$$\iiint_D f(x, y, z) \, dx \, dy \, dz = \iiint_{D^*} f(r \cos \theta, r \sin \theta, z) \, r \, dr \, d\theta \, dz$$

Ex: Integrate $f(x, y, z) = (x^2 + y^2)z^2$ over the part of the cylinder $x^2 + y^2 \leq 1$ inside the sphere $x^2 + y^2 + z^2 = 4$



$$T(r, \theta, z) = (r \cos \theta, r \sin \theta, z)$$



$$D^* = \{(r, \theta, z) : 0 \leq \theta \leq 2\pi, 0 \leq r \leq 1, -\sqrt{4-r^2} \leq z \leq \sqrt{4-r^2}\}$$

(6)

$$\iiint_D (x^2 + y^2) z^2 \, dx \, dy \, dz$$

$$= \int_0^{2\pi} \int_0^1 \int_{-\sqrt{4-r^2}}^{\sqrt{4-r^2}} r^2 z^2 \cdot r \, dz \, dr \, d\theta$$

$$= 2\pi \int_0^1 r^3 \left[\frac{z^3}{3} \right]_{-\sqrt{4-r^2}}^{\sqrt{4-r^2}} dr.$$

$$= 2\pi \int_0^1 r^3 \frac{2}{3} (4-r^2)^{3/2} dr.$$

$$= \frac{4}{3}\pi \int_0^1 r^3 (4-r^2)^{3/2} dr$$

$$\int u \, dv = uv - \int v \, du$$

$$= \frac{4}{3}\pi \int_0^1 r^2 d \left[-\frac{1}{5} (4-r^2)^{5/2} \right]$$

u dv.

$$= \frac{4}{15}\pi \left[r^2 (- (4-r^2)^{5/2}) \right]_0^1 + \int_0^1 2r (4-r^2)^{5/2} dr$$

$$= \frac{4}{15}\pi \left\{ -3^{5/2} - \left[\frac{2}{7} (4-r^2)^{7/2} \right]_0^1 \right\}$$

$$= \frac{4}{15}\pi \left\{ \frac{2}{7} 4^{7/2} - \frac{2}{7} 3^{7/2} - 3^{5/2} \right\} \approx 6.385$$