

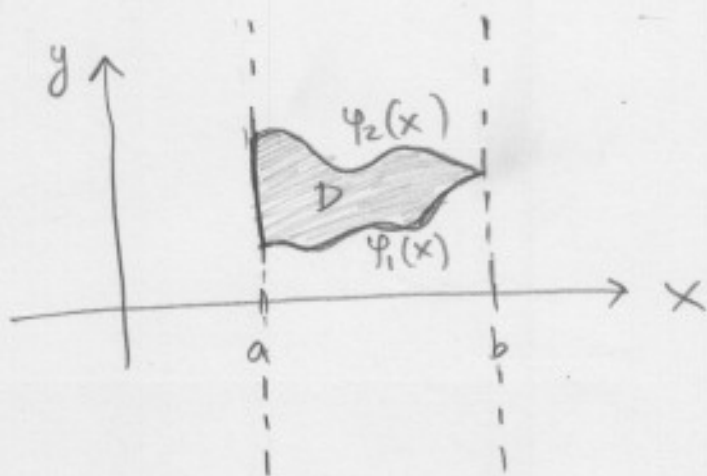
## Section 5.3

The double integral over more general  
Regions

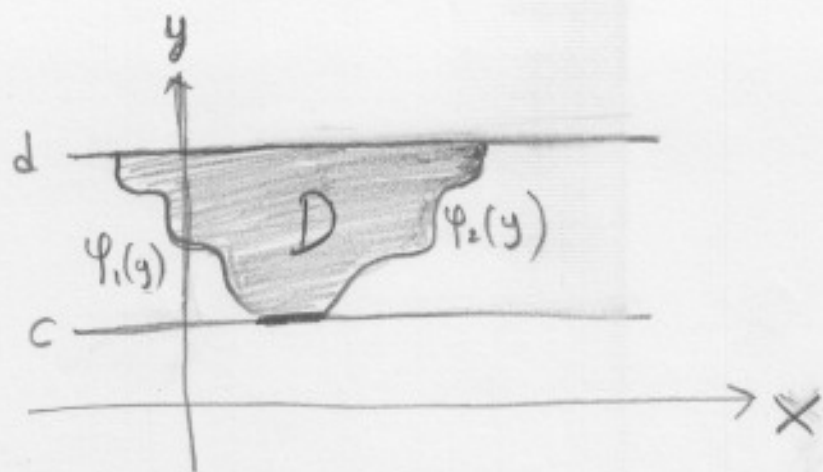
Integration over general regions.

There are two types of regions in  $\mathbb{R}^2$  for which the Fubini's theorem also holds.

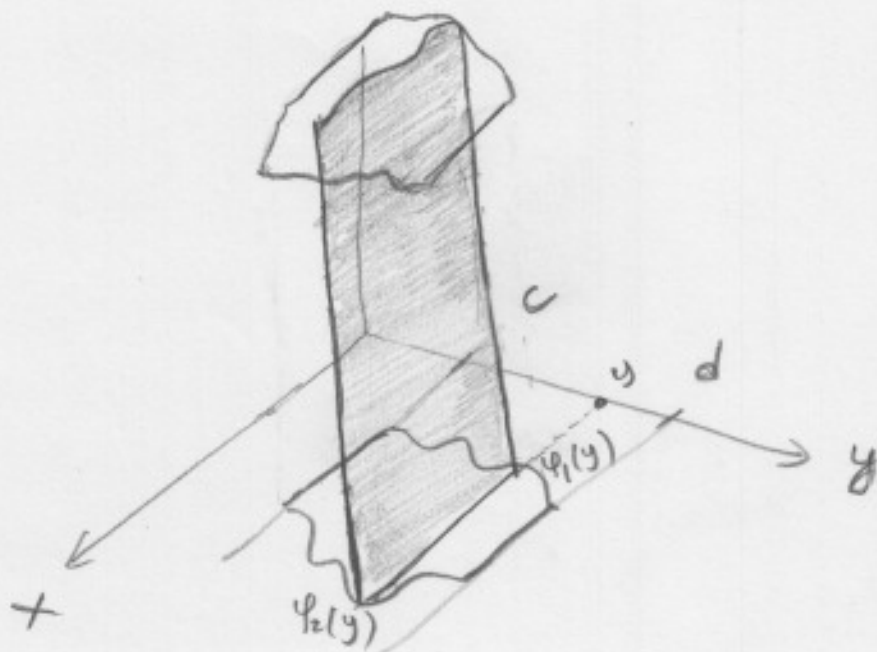
I. Regions of Type 1: A region of Type 1 is lying between two functions  $y = \varphi_1(x)$  and  $y = \varphi_2(x)$



II. Regions of Type 2: A region of Type 2 is lying between two functions  $x = \varphi_1(y)$  and  $x = \varphi_2(y)$



For example, if  $D$  is a region of Type 2, Fubini's theorem can be applied as follows:



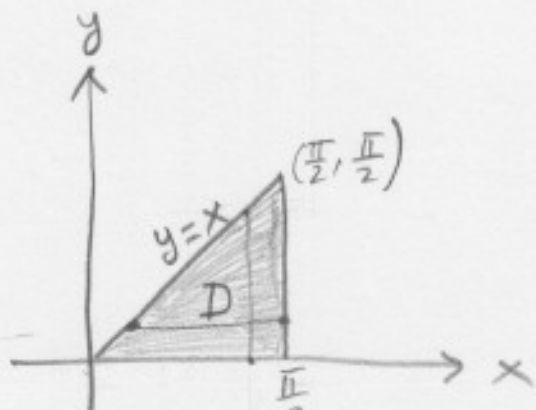
$$A(y) = \int_{\varphi_1(y)}^{\varphi_2(y)} f(x, y) dx$$

$$V = \iint_D f(x, y) dA = \int_c^d \left( \int_{\varphi_1(y)}^{\varphi_2(y)} f(x, y) dx \right) dy$$

If  $D$  is a region of Type 1, a similar argument yields:

$$V = \iint_D f(x, y) dA = \int_a^b \left( \int_{\varphi_1(x)}^{\varphi_2(x)} f(x, y) dy \right) dx$$

Ex:  $\iint_D (x^3 y + \cos x) dA$



$D$  is both Type 1 and Type 2. Integrating as Type 2:

$$\int_0^{\pi/2} \int_y^{\pi/2} (x^3 y + \cos x) dx dy = \int_0^{\pi/2} \left[ \frac{x^4}{4} y + \sin x \right]_y^{\pi/2} dy$$

$$= \int_0^{\pi/2} \left( \frac{\pi^4}{64} y + 1 - \frac{y^5}{4} - \sin y \right) dy$$

$$= \left[ \frac{\pi^4}{128} y^2 + y - \frac{y^6}{24} + \cos y \right]_0^{\pi/2}$$

$$= \frac{\pi^6}{4(128)} + \frac{\pi}{2} - \frac{\pi^6}{24 \cdot 64} - 1 = \frac{\pi^6}{768} + \frac{\pi}{2} - 1$$

$$\frac{1}{4(128)} - \frac{1}{(3)(4)(128)} = \frac{3-1}{(3)(4)(128)} = \frac{2}{768}$$

$$\frac{128}{\times 6} = 768$$

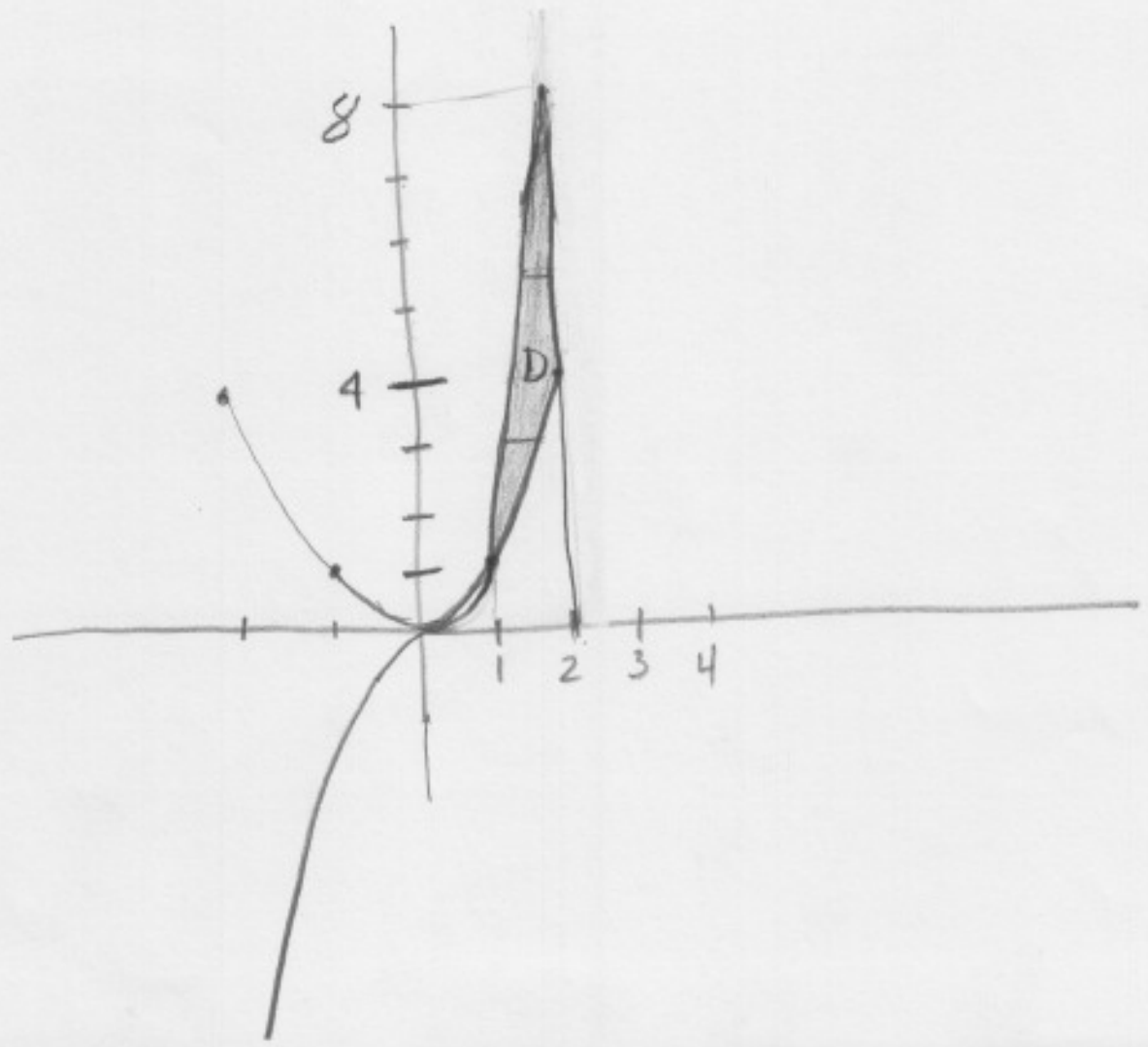
We could also integrate as Type 1:

$$\int_0^{\pi/2} \int_0^x (x^3 y + \cos x) dy dx$$

Some regions D are neither Type 1 or Type 2. In this case, the integral must be broken up.

Ex. Draw the region of integration for:

$$\int_1^2 \int_{x^2}^{x^3} y dy dx$$



The region D is Type 1 and Type 2, (172)

Integrating as type 1:

$$\int_1^2 \left( \int_{x^2}^{x^3} y \, dy \right) dx.$$

Integrating as type 2:

$$\int_1^4 \left( \int_{y^{1/3}}^{y^{1/2}} y \, dx \right) dy + \int_4^8 \left( \int_{y^{1/3}}^2 y \, dx \right) dy.$$

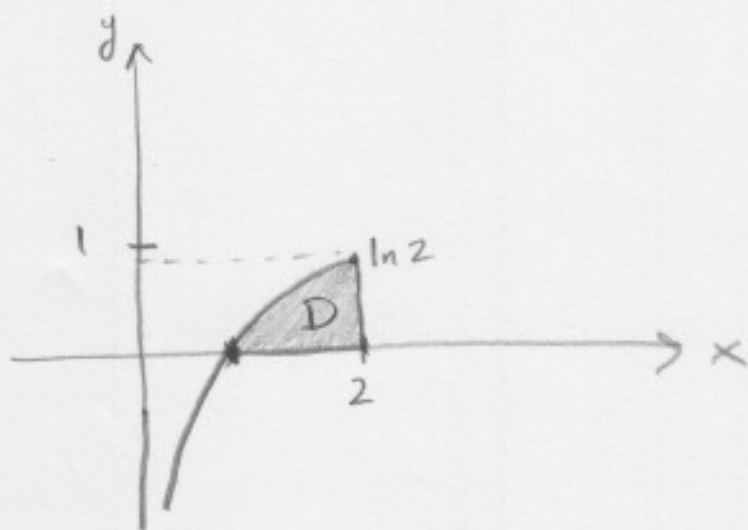
Check the both integrals give the same answer.

## Section 5.4

Interchanging the order of integration.

$$\int_1^2 \int_0^{\ln x} x \, dy \, dx$$

In this integral the domain is being considered as Type 1:



But  $D$  is also of Type 2. Since  $y = \ln x$ , then  $x = e^y$ . Hence, we can change the order of integration and consider  $D$  as Type 2:

$$\int_0^{\ln 2} \left( \int_{e^y}^2 x \, dx \right) dy$$

We compute both integrals and check that we obtain same result.

$$\int_1^2 \int_0^{\ln x} x \, dy \, dx = \int_1^2 x \ln x \, dx$$

$$u = \ln x$$

$$dv = x$$

$$du = \frac{1}{x}$$

$$v = \frac{1}{2}x^2$$

$$\int u \, dv = uv - \int v \, du$$

$$= \left[ \frac{1}{2} x^2 \ln x \right]_1^2 - \int_1^2 \frac{1}{2} x \, dx$$

$$= 2 \ln 2 - \left[ \frac{1}{4} x^2 \right]_1^2$$

$$= 2 \ln 2 - 1 + \frac{1}{4}$$

$$= 2 \ln 2 - \frac{3}{4}$$

Now :

$$\int_0^{\ln 2} \int_{e^y}^2 x \, dx \, dy = \int_0^{\ln 2} \left[ \frac{x^2}{2} \right]_{e^y}^2 \, dy$$

$$= \int_0^{\ln 2} \left( 2 - \frac{e^{2y}}{2} \right) \, dy$$

$$= \left[ 2y - \frac{1}{4} e^{2y} \right]_0^{\ln 2}$$

$$= 2 \ln 2 - \frac{1}{4} e^{2 \ln 2} + \frac{1}{4}$$

$$= 2 \ln 2 - \frac{1}{4} e^{\ln 2^2} + \frac{1}{4}$$

$$= 2 \ln 2 - \frac{1}{4} \cdot 2^2 + \frac{1}{4} = 2 \ln 2 - 1 + \frac{1}{4}$$

$$= 2 \ln 2 - \frac{3}{4}$$