

Welcome to  
WebAssign!



# MA 16100, Summer 2011

» Tel: (800) 955-8275 or (919) 829-8181  
» Fax: (919) 829-1516  
» E-mail: [info@webassign.net](mailto:info@webassign.net)

1730 Varsity Drive  
Suite 200  
Raleigh, NC 27606

WebAssign<sup>®</sup> is a registered service mark of North Carolina State University under license to Advanced Instructional Systems, Inc.  
© 1997-2003 by North Carolina State University. Portions © 2003-2010 by Advanced Instructional Systems, Inc.  
Various trademarks held by their respective owners.

# How Do I Log into WebAssign?

- Go to MA 16100 Course Page, [www.math.purdue.edu/MA16100](http://www.math.purdue.edu/MA16100)
- Click on “WebAssign Login” under Online Homework

## Online Homework

- WebAssign Login
  - WebAssign Help
  - Connection Errors
- On the next page, click on the LOG IN button. *Note: you should bookmark this page so you will not have to rely on the MA15900 Web Page being up and running.*
  - Use your Purdue Career Account login.
  - You are allowed to use the product for two weeks free. I suggest you do this in case you have to drop the class or make a change.

# How Do I Pay for WebAssign?

---

After logging in, you might see a notice that shows grace period information and payment options.

- To register, enter a code number if you have an Access Code card.
- If you do not have an Access Code card, you can buy an Access Code online with a credit card.
- After the grace period ends, you will see payment options. You must enter an Access Code to continue.

# Payment/Code Registration Screen

WebAssign

Thursday, May 20, 2010 03:15 PM EDT

Logged in as cjdavis@webassign

[Log out](#)

[Home](#) | [My Assignments](#) | [Grades](#) | [Communication](#) | [Calendar](#) | [My eBooks](#)


[Notifications](#) | [Guide](#) | [Help](#) | [My Options](#)

PHY 101 Lab 2, Spring 2010

Home

Charles Davis  
Instructor: Dr. Sharon Martin  
WebAssign University

## WebAssign Notices

 According to our records you have not yet redeemed an access code for this class or purchased access online.

The grace period will end Monday, May 31, 2010 at 12:00 AM EDT. After that date you will no longer be able to see your WebAssign assignments or grades, until you enter an access code or purchase access online.

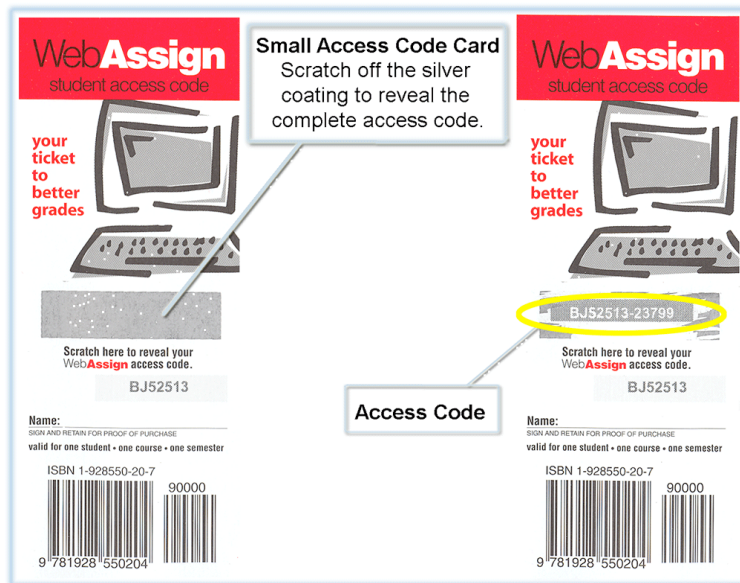
I would like to:

- purchase access online
- enter an access code (purchased with textbook or from a bookstore)
- continue my trial period (10 days remaining)

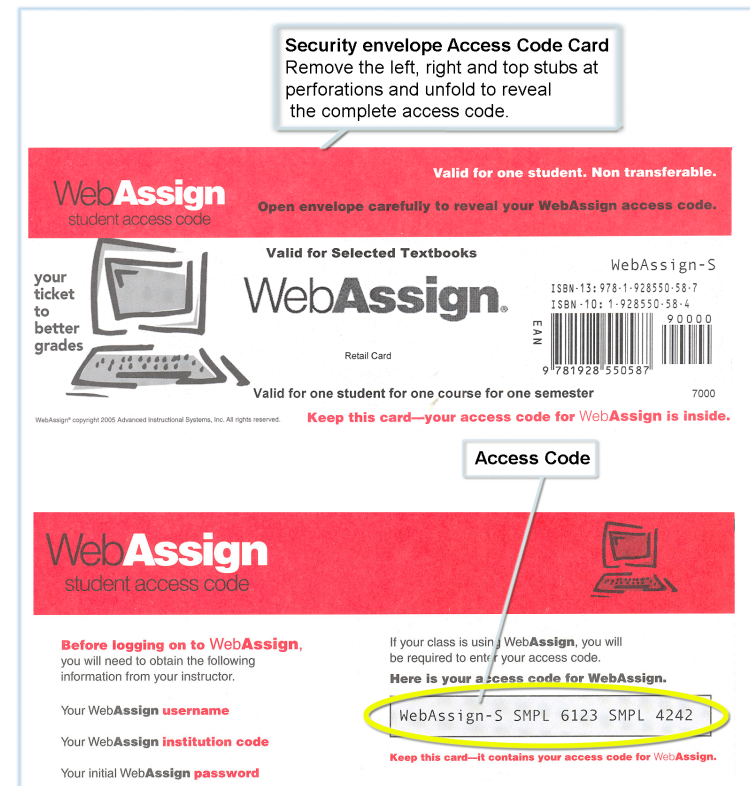
Continue

# What Does An Access Code Card Look Like?

Your access code card might look like this



or this



# How Do I Reset My Password?

- Log in, and then click **My Options** in the upper right corner.
  - Enter an email address if none is listed.
  - In **Change Password**, enter your new password, and then re-enter your new password for confirmation.
  - Enter your current password in the lower left corner.
  - Click **Save**.

Email Address

Change Password

New Password

Re-enter New Password

---

*If you changed any information above, enter your current password and click Save.*

Password

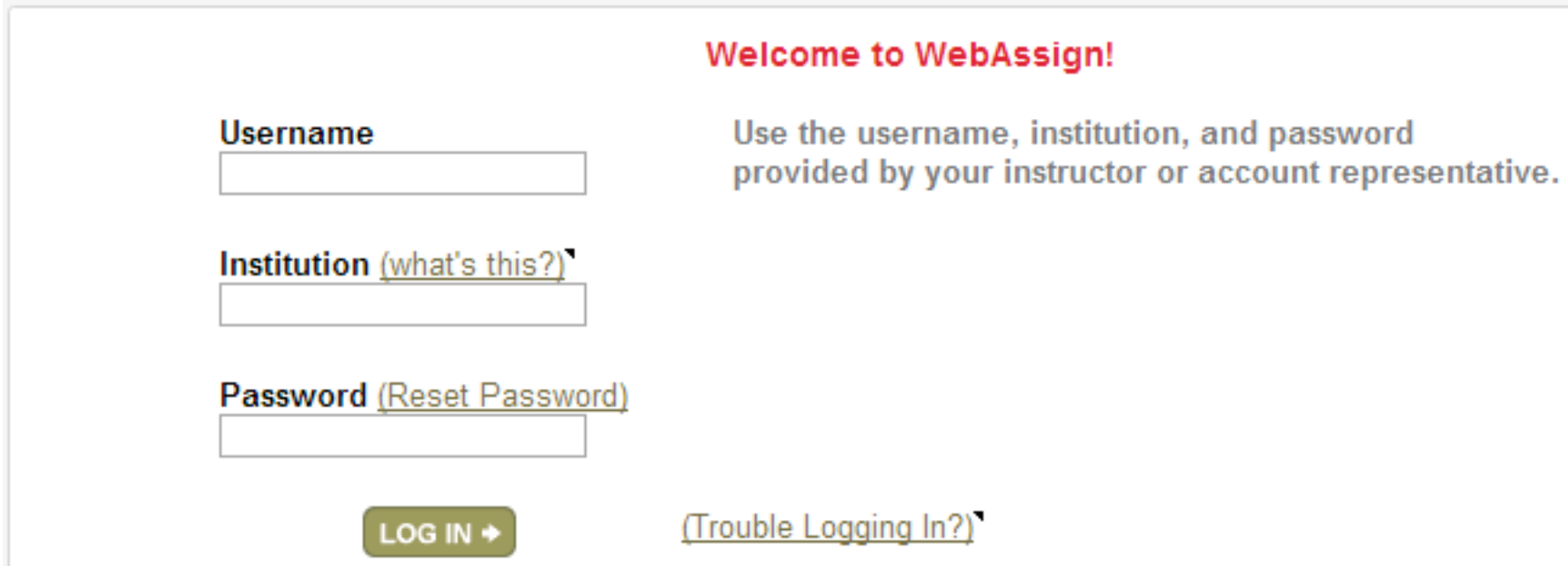
---

Save

# I Forgot My Password!

- Click **Reset Password** on the Login page.

## WebAssign Login



The screenshot shows the WebAssign login interface. On the right side, there is a red heading "Welcome to WebAssign!" followed by blue text: "Use the username, institution, and password provided by your instructor or account representative." On the left side, there are three input fields: "Username" with a text box, "Institution (what's this?)" with a text box and a help link, and "Password (Reset Password)" with a text box and a help link. Below the fields is a green "LOG IN" button with a right-pointing arrow. To the right of the button is a link "(Trouble Logging In?)".

- You will need your username, institution code, and the email address for your account.
- Otherwise, ask your instructor to reset your password.

# Student Guide

---

Links to the *WebAssign Student Guide* are available on your Login page and after logging in.

The *Student Guide* explains how to:

- Access and open assignments.
- Answer various types of questions.
- View scores and grades.
- Find additional resources.



# Need Help?

---

- **Live Chat:** On the WebAssign Support page
- **Phone support:** **(800) 955-8275**, and then press **1**
- **E-mail support:** [student\\_help@webassign.net](mailto:student_help@webassign.net)

See the WebAssign Support page at [www.webassign.net/user\\_support/student/](http://www.webassign.net/user_support/student/) for Live Chat and support hours.