

Welcome to WebAssign!



MA 15800, Fall 2012

How Do I Log into WebAssign?

- Go to MA 15800 Course Page, www.math.purdue.edu/MA15800
- Click on “WebAssign Login” under Online Homework

Online Homework

- WebAssign Login
 - WebAssign Help
 - Connection Errors
- On the next page, click on the LOG IN button. *Note: you should bookmark this page so you will not have to rely on the MA15800 Web Page being up and running.*
 - Use your Purdue Career Account login.
 - You are allowed to use the product for two weeks free. I suggest you do this in case you have to drop the class or make a change.

How Do I Pay for WebAssign?

After logging in, you might see a notice that shows grace period information and payment options.

- To register, enter a code number if you have an Access Code card.
- If you do not have an Access Code card, you can buy an Access Code online with a credit card.
- After the grace period ends, you will see payment options. You must enter an Access Code to continue.

Payment/Code Registration Screen

WebAssign

Thursday, May 20, 2010 03:15 PM EDT

Logged in as cjdavis@webassign

[Log out](#)

[Home](#) | [My Assignments](#) | [Grades](#) | [Communication](#) | [Calendar](#) | [My eBooks](#)

[Notifications](#) | [Guide](#) | [Help](#) | [My Options](#)

PHY 101 Lab 2, Spring 2010


[Home](#)

Charles Davis

Instructor: Dr. Sharon Martin

WebAssign University

WebAssign Notices

 According to our records you have not yet redeemed an access code for this class or purchased access online.

The grace period will end Monday, May 31, 2010 at 12:00 AM EDT. After that date you will no longer be able to see your WebAssign assignments or grades, until you enter an access code or purchase access online.

I would like to:

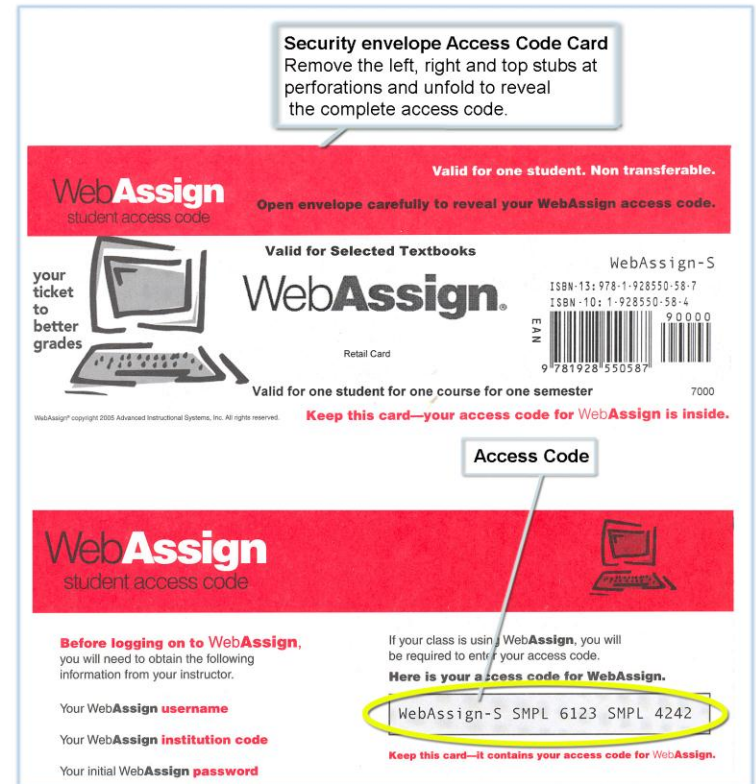
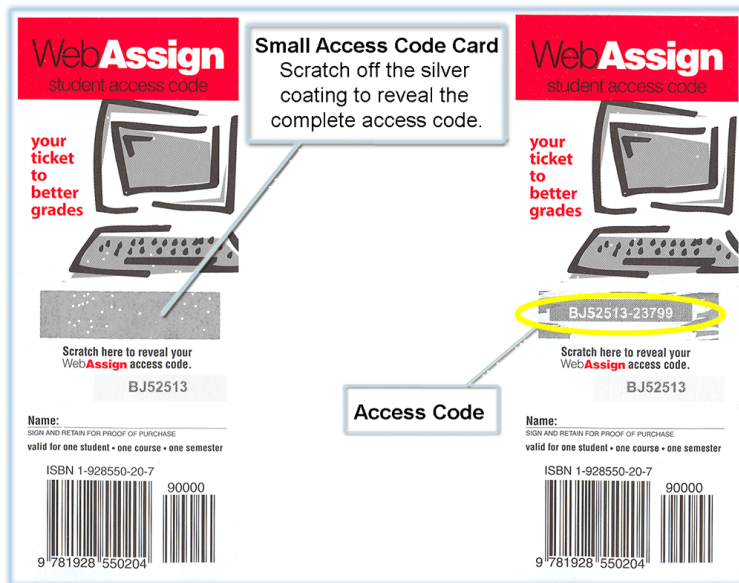
- ☒ purchase access online
- ☐ enter an access code (purchased with textbook or from a bookstore)
- ☐ continue my trial period (10 days remaining)

Continue

What Does An Access Code Card Look Like?

Your access code card might look like
this

or this



Student Guide

Links to the *WebAssign Student Guide* are available on your Login page and after logging in.

The *Student Guide* explains how to:

- Access and open assignments.
- Answer various types of questions.
- Ask your teacher for help.
- View scores and grades.
- Find additional resources.

Need Help?

- **Live Chat:** On the WebAssign Support page
- **Phone support:** (800) 955-8275, and then press **1**
- **E-mail support:** student_help@webassign.net

See the WebAssign Support page at www.webassign.net/user_support/student/ for Live Chat and support hours.