



## Connect Overview

# ***Are You *Connected*?***

**Welcome to McGraw-Hill Connect!**



## Connect Overview

### What is McGraw-Hill Connect?

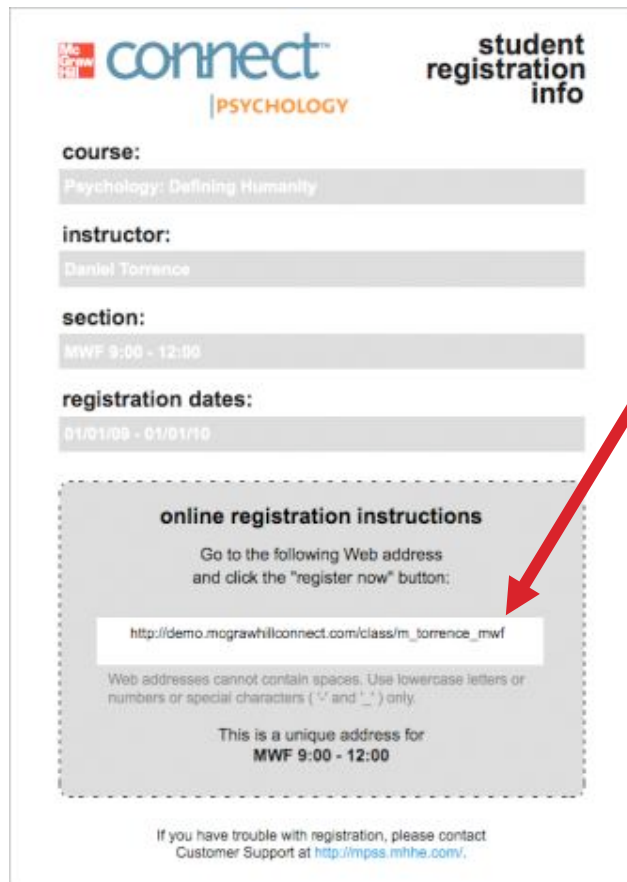
McGraw-Hill Connect® is a web-based assignment and assessment platform that gives students the means to better connect with their coursework, with their instructors, and with the important concepts that they will need to know for success now and in the future.

### Why McGraw-Hill Connect?

- It makes managing, receiving and submitting assignments easier.
- It improves student success through engaging course-specific resources.
- You can access Connect anytime, anywhere.



## How Do I Register?



**connect**  
| PSYCHOLOGY

**student registration info**

**course:**  
Psychology: Defining Humanity

**instructor:**  
Daniel Torrence

**section:**  
MWF 9:00 - 12:00

**registration dates:**  
01/01/09 - 01/01/10

**online registration instructions**

Go to the following Web address and click the "register now" button:

[http://demo.mcgrawhillconnect.com/class/m\\_torrence\\_mwf](http://demo.mcgrawhillconnect.com/class/m_torrence_mwf)

Web addresses cannot contain spaces. Use lowercase letters or numbers or special characters ( "-" and "." ) only.

This is a unique address for  
**MWF 9:00 - 12:00**

If you have trouble with registration, please contact  
Customer Support at <http://mpss.mhhe.com/>.

1. Go to the web address provided to you by your instructor. It may also be included in the student registration info hand out (see example at left).

*Be sure to bookmark this web address for future visits to your Connect course!*



## How Do I Register?

McGraw Hill connect

Welcome to Connect. Please check your class details below.

**ALREADY REGISTERED? SIGN IN:**

EMAIL

PASSWORD

**SIGN IN**

[FORGOT PASSWORD?](#)

**NEED HELP REGISTERING?**

[HOW TO REGISTER WITH AN ACCESS CODE](#)

[HOW TO BUY ACCESS ONLINE](#)

<b>COURSE</b>	Experience Spanish
<b>SECTION</b>	Copy of M,W,F: 10-11am
<b>INSTRUCTOR</b>	James Smith
<b>TEXTBOOK</b>	Experience Spanish, Amores, 1st ed.

**REGISTER NOW**

[NOT YOUR SECTION?](#)

McGraw Hill connect

**Product**

- Connect Blog
- Instructional Quick Guides
- Terms of Use
- Privacy Notice

**Support**

- Customer support
- Contact Us

**Find Out More...**

- Request a Live Product Tour
- Find Your Sales Representative

McGraw Hill create™

Build your own course materials to match how you teach. Create what you've only imagined.

McGraw Hill BOOKSTORE

All your course materials in one place.

## 2. Click on **REGISTER NOW**

Student registration tutorials are available if you need help.



## How Do I Register?

### 3. Enter your email address

If you already have a McGraw-Hill account, you will be asked for your password and will not be required to create a new account.

Our Privacy Policy'. There is an 'Email Address:' label followed by a text input field containing 'daniel.torrence@gmail.com'. Below the input field is an example: 'Example: jdoe@email.com'. At the bottom of the form are two buttons: 'Cancel' and 'Submit'. A red arrow points from the text '3. Enter your email address' to the email input field. At the bottom of the page, there is a footer with 'The McGraw-Hill Companies' logo on the left, and on the right, it says 'Need help? Visit our [customer support site](#). © 2008 The McGraw-Hill Companies. All rights reserved. [Troubleshooting](#) | [Terms of Use](#) | [Privacy Policy](#)'." data-bbox="58 379 568 722"/>



## How Do I Register?

**Student Registration**

Get access to Anatomy and Physiology Revealed using your registration code or by paying with your credit card.

**Have a registration code?**

You'll find your code on a card that either came with your textbook or that you purchased separately.

**Registration Code:**





-  -  -  -

[How to register with a registration code](#)  
[View sample registration card](#)

**Submit**

**Don't have a code?**

No registration code, no problem. You can buy access to Living with Art right now. All you need is a credit card.

**Buy Online**

**Try Before Buying**

Get instant access to your instructor's course work and materials for a FREE trial. Your work will always be saved during the trial period and you'll receive a reminder before it expires.

**Start Free Trial**

The McGraw-Hill Companies

Need help? Visit our [customer support site](#)  
© 2008 The McGraw-Hill Companies. All rights reserved. [Terms of Use](#) | [Privacy Policy](#)

4. You'll see three options:

Enter your access code  
and click **Submit**

OR

Click **Buy Online** to  
purchase access

OR

**Start a Free Trial**





## How Do I Register?

Student Registration

**Tell us about your school**


\* Country:

\* State:


\* School:   
[My school is not listed](#)

**\* Instructors**  
[Ask your sales representative](#) for instructor access to this product.

---

 **Connect Purchase**  
Connect

---

 **Connect Plus Purchase** (adds access to entire textbook via online ebook)  
Connect Plus

The McGraw-Hill Companies Need help? Visit our [customer support site](#)  
© 2009 The McGraw-Hill Companies. All rights reserved. [Terms of Use](#) | [Privacy Policy](#)

5. If you're purchasing access online, choose:

**“Buy Connect”**

**OR**

**“Buy ConnectPlus”**  
(includes online access to an eBook)



## How Do I Register?

McGraw Hill Higher Education

Amores: Experience Spanish, 1e  
by Maria Amores

Registration: Create an Account

To complete your registration, you'll need to create a McGraw-Hill Higher Education account. You will use this account to log in to the premium content on this site, and access the premium content for other registered products.

\* Indicates required information

Create your account

\* Email address:   
Example: jdoe@email.com  
You will use this email address to sign in.

\* Re-type your email address:

\* Password:   
Must be at least six characters; do not use spaces.

\* Re-type your password:

Name(\*First, MI,\*Last):

Tell us about your school

\* Country:

\* State:

\* School:

Create a security question

We'll ask you your security question to help you retrieve your password.

\* Select a question:

\* Your answer:

McGraw-Hill Education Service Agreement

Clicking "I Accept" means that you agree to the terms of the McGraw-Hill [Terms of Use](#) and [Privacy Policy](#).

☐ \* I accept

☐ Please notify me about solutions that relate to my course.

The McGraw-Hill Companies

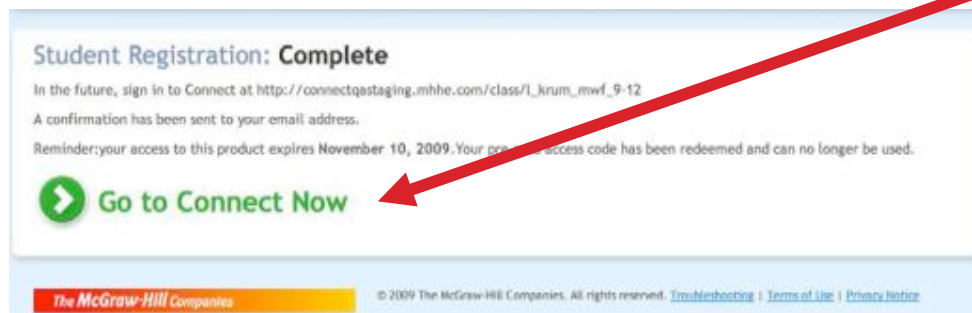
Need help? Visit our [customer support site](#)  
© 2009 The McGraw-Hill Companies. All rights reserved. [Terms of Use](#) | [Privacy Policy](#)

6. Next, you will need to fill out the registration form.





## How Do I Register?



7. Please make sure to click on **“Go To Connect Now”** to complete your registration and continue to your instructor’s course.



## How Do I Register?

Jane Doe | my account | help | sign out

Experience Spanish  
Copy of M,W,F: 10-11am  
[switch section](#)

home library reports

messages 1

full assignment list next assignments calendar

ungrouped assignments

	info	due date	status	attempts remaining
Spanish Chat Assignment		06/24/11 12:00am	not started!	unlimited

MM - Variation - Ch 1

	info	due date	status	attempts remaining
Copy of Copy of Ch 01. En la universidad: Vocabulary		06/30/11 01:00am	not started! work left: 0h 1 min	N/A
Copy of Copy of Ch 01. En la universidad: Grammar		06/30/11 01:00am	not started! work left: 0h 1 min	N/A

MM - Communication - Unit 2 (C...

	info	due date	status	attempts remaining
México: Escenario 2 for Capítulo 2 and 3		07/29/11 01:00am	not started!	unlimited
Mundo Interactivo 4: Escribir y grabar un podcast sobre el pronóstico del tiempo - Mex v1.0		07/29/11 01:00am	not started!	unlimited
MM Gramática en contexto (Hacer, poner, oír, salir, traer, ver, p.61)		07/29/11 01:00am	not started!	unlimited

course info

instructor  
**James Smith**  
Office Hours: M,W 10-11 & F 1-3pm  
[jsmith@university.edu](mailto:jsmith@university.edu)

textbook  
**Experience Spanish**  
Amores, 1st ed.

LearnSmart study modules

Want to do better in class?  
Study with LearnSmart.  
[Click here](#)



- You are now at your instructor's course. This is where you can access your assignments and study resources.



## How Do I Return to Connect?

The screenshot shows the McGraw Hill Connect homepage. A red arrow points from the bottom left towards the 'SIGN IN' button. The page layout includes a header with the logo and a welcome message. The main content area is divided into sections for signing in, registering, and finding course details. A sidebar on the left contains links for product support and more information. The footer includes links to the bookstore and other resources.

**McGraw Hill connect**

Welcome to Connect. Please check your class details below.

**ALREADY REGISTERED? SIGN IN:**

EMAIL

PASSWORD

**SIGN IN**

[FORGOT PASSWORD?](#)

**NEED HELP REGISTERING?**

[HOW TO REGISTER WITH AN ACCESS CODE](#)

[HOW TO BUY ACCESS ONLINE](#)

**COURSE** Experience Spanish

**SECTION** Copy of M,W,F: 10-11am

**INSTRUCTOR** James Smith

**TEXTBOOK** Experience Spanish, Amores, 1st ed.

**REGISTER NOW**

[NOT YOUR SECTION?](#)

**connect**

Product  
Connect Blog  
Instructional Quick Guides  
Terms of Use  
Privacy Notice

Support  
Customer support  
Contact Us

Find Out More...  
Request a Live Product Tour  
Find Your Sales Representative

**create™**  
Build your own course materials to match how you teach. Create what you've only imagined.

**BOOKSTORE**  
All your course materials in one place.

9. Once signed out of Connect, you can quickly return to continue working. Simply, go to the web address provided to you by your instructor. Again, you'll want to bookmark it to save time.

Once on the Connect homepage, enter your email address and password.



## Support

**If you need help or have any questions about Connect, you can visit our 24-hour Customer Experience support center:**

**[www.mcgrawhillconnect.com/support](http://www.mcgrawhillconnect.com/support)**

**Or give us a call at 800-331-5094**

Sunday - 6PM to 11PM (Central Time)

M-TH - 8AM to 11PM (Central Time)

Friday - 8AM to 6PM (Central Time)