

Registration

MyMathLab

Online HW

MA 15910

Registration MyMathLab

- Need your MyMathLab card or access code (purchased with text or purchased online)
- Need a Valid E-Mail Address (recommend you use your Purdue email address)
- Need to know Purdue's zip code is 47907 and your course ID for your Class
- You may use an ITaP computer or on your own computer (need Adobe FlashPlayer 11.9 or newer).

MyMathLab

- **Register** with your access code the *first time only* that you enter MyMathLab.
- Each successive time (once you are confirmed as registered), you go to www.mylabandmastering.com, and click **Sign in**.
- For your username, use your Purdue email address (with the @purdue.edu).
- Select a password that you will remember
(minimum 8 characters, at least 1 letter and 1 number)

Write your login name and password down in your textbook or another safe place. Remember them!

Go to www.pearsonmylabandmastering.com

The screenshot shows the Pearson MyLab & Mastering website. At the top left is the logo "MyLab™ & Mastering™". At the top right is a search icon and the text "BROWSE BY DISCIPLINE". Below the logo is a yellow banner with an information icon and the text: "MyLab & Mastering is now faster, more stable, and even more powerful. See what's new for Fall! >". The main background image shows a student with glasses looking at a laptop. Overlaid on the left is a large white text "BREAKTHROUGH" with "To improving results" below it. Further down on the left is a small bar chart icon and the text: "Our goal is to help every student succeed. We're working with educators and institutions to improve results for students everywhere. [Learn more >](#)". Below this is a navigation menu with three sections: "EDUCATORS & ADMINISTRATORS" with sub-links "Results", "Features", and "More..."; "STUDENTS" with a right-pointing arrow and sub-links "Get Registered", "Support", and "More..."; and "Register" with sub-links "Need access? Start here!". On the right side of the page, there is a "Sign In" section with the text "Already registered? Sign in with your Pearson account." and a green "SIGN IN" button. Below that is a link "Forgot username or password?". Underneath is a "Register" section with the text "Need access? Start here!" and two green buttons: "STUDENT" and "EDUCATOR". A blue arrow points from the "STUDENTS" section of the navigation menu to the "STUDENT" button. A pink arrow points from the "STUDENT" button to a pink box at the bottom right.

MyLab™ & Mastering™

BROWSE BY DISCIPLINE

MyLab & Mastering is now faster, more stable, and even more powerful. See what's new for Fall! >

BREAKTHROUGH
To improving results

Our goal is to help every student succeed. We're working with educators and institutions to improve results for students everywhere. [Learn more >](#)

EDUCATORS & ADMINISTRATORS > Results Features More...

STUDENTS > Get Registered Support More...

Register
Need access? Start here!

SIGN IN

Already registered? Sign in with your Pearson account.

[Forgot username or password?](#)

STUDENT

EDUCATOR

First time only: Click on Register as a student

Enter your Course ID

MyLab / Mastering

[Home](#) [Learn About](#) [Students](#) [Educators](#) [Contact Us](#)

Register

[Help](#)

Enter Your Course ID

Course ID [Continue](#)

Enter the Course ID given from your instructor.

PEARSON ALWAYS LEARNING

Copyright © 2011 Pearson Education Inc. All Rights Reserved [Pearson Higher Education](#) | [Legal Notice](#) | [Privacy Policy](#) | [Contact Us](#) | [Help](#)

Sign In or Create Account

Register

Sign In with Your Pearson Account

Your account gives you access to your Pearson online courses and products.

Username

Password

[Sign In](#)

[Forgot your username or password?](#)

1st time Registration: Click on 'Create Account'

[Help](#)

Create a Pearson Account

If you don't already have an account, create one.

[Create](#)

[Not sure if you have an account?](#)

If you've used MyMathLab once before, use your Username and Password to Sign In

Your Course



Not your course? Enter a different course ID.

This will reflect your course

Create Account

MyLab / Mastering

HomeLearn AboutStudentsEducatorsContact Us

RegisterHelp

Create an Account

Your account gives you access to Pearson products. [Sign in](#) if you already have an account.

Email Address

Username

Password

Re-enter Password

First Name

Last Name

Security Question

Security Answer

Pearson End-User License and Privacy Agreement

Please print and keep a copy of this End-User License and Privacy Agreement ("Agreement"). Use of this Website constitutes acceptance of this Agreement. If you do not agree to abide by the

☐ I accept the [license agreement](#)

☐ I want to help improve Pearson products and learn about new offers

Create Account

Your Course

Access Code and OLP and Grace Period Course
Course ID: viking89524
Taught by Instructor Viking at
AMERICAN INST OF BANKING
Course ends Apr 6, 2012

Not your course? [Enter a different course ID.](#)

Enter your information and agree to the license.

PEARSONALWAYS LEARNING

Copyright © 2011 Pearson Education Inc. All Rights Reserved [Pearson Higher Education](#) | [Legal Notice](#) | [Privacy Policy](#) | [Contact Us](#) | [Help](#)

Create Account: Reminders

Create an Account

Your account gives you access to Pearson products. [Sign in](#) if you already have an account.

Email Address	judyhome@comcast.net
Username	judyhome@comcast.net
Password	
Re-enter Password	

Use your email address as your username to make your username easier to remember. You can also enter a different username.

Your Cour:

Access Cod

Period Cou

Course ID: '

by II

our AN I

end

Not your course'

Password

●●●●●●

Re-enter Password

First Name

Last Name

Enter a password that:

- ✗ Is at least eight characters long
- ✓ Contains at least one letter
- ✗ Contains at least one number
- ✓ Does not include your name or username
- ✓ Does not include unsupported characters

Pearson End-User License and

If your password does not meet the specifications listed above, you will see a red X and you need to make the changes.

Register

[Help](#)

Congratulations, judyhome@comcast.net! You now have a Pearson account.

Select an Option

Use an Access Code

A prepaid [access code](#) might come with your textbook or in a separate kit.

Access Code



Use a Credit Card or PayPal

Test Product for OLP2 product (GP Testing)

\$0.01 USD

Your Course

Access Code and OLP and Grace Period Course

Course ID: viking89524
Taught by Instructor Viking at
AMERICAN INST OF BANKING
Course ends Apr 6, 2012

[Not your course? Enter a different course ID.](#)

You can get temporary access without purchasing textbook/MyMathLab for 17 days, but you must update your account (purchase the book/MyMathLab) by the end of the 17 days (or bad things happen).

Waiting for financial aid? [Get temporary access without payment for 17 days.](#) Pay by August 11, 2011 to stay in your instructor's online course.

PEARSON

ALWAYS LEARNING

Enter your
access code
or pay now.

Payment Options

Register

Help

Select an Option

Use an Access Code

A prepaid access code might come with your textbook or in a separate kit.

Access Code




Use a Credit Card or PayPal

MyMathLab for Calculus with Applications, Custom Edition University of Iowa

\$95.70 USD

Your Course



Not your course? Enter a different course ID.

You can get temporary access without purchasing textbook/MyMathLab for 14 days, but you must update your account (purchase the book/MyMathLab) by the end of the 14 days (or bad things happen)

Waiting for financial aid? Get temporary access without payment for 14 days. Use an access code, credit card, or Paypal before September 3, 2015 to stay in your course.

**Temporary
Access for 14
days**

Confirmation

MyLab / Mastering

[Home](#) [Learn About](#) [Students](#) [Educators](#) [Contact Us](#)

Register

You get confirmation you have created your account/course.

You will get confirmation that you have temporary access for 17 days, if you choose that option. You will be reminded each time you login to MyMathLab how many days remain. You must update your account with payment before the end of the 17 days.

You're Done!

You have temporary access to your online course for 17 days. Pay anytime before August 11, 2011 to stay in your course. Check your email for a registration confirmation and payment instructions.

[Print this page as your receipt.](#)

Your Course

Access Code and OLP and Grace Period Course

Course ID: viking89524

Taught by Instructor Viking at AMERICAN INST OF BANKING

Course ends Apr 6, 2012

[Go to Your Course](#)

Account Information

Username: judyhome

Email: judyhome@comcast.net

Account ID: 5093300

Order Details

Order Date: Jul 25 2011

Order ID: 5815822

Support

[Go to Pearson 24/7 Technical Support.](#)

Once you receive confirmation that you are registered or enrolled in the class; each successive time you go to MyMathLab, you will SIGN IN using your username and password. (Do not try to 'register' again.)

Write down your login name and password on an index card, in your textbook, or a piece of paper and keep in a safe location! You should memorize this information.

Once you are registered and enrolled in the class, each time you go to PearsonMyLabandMastering.com, you will see the 'sign in' page. Click on SIGN IN and enter your login name and password.

Sign In



MyLab / Mastering

Home Learn About Students Educators Contact Us

The moment you know
That inspired moment when something that was difficult to understand makes perfect sense.
[Learn more about MyXLab](#)

Sign in
Already registered? Sign in with your Pearson account.
[Sign in](#)

Register
Need access? Start here.
[Student](#)
[Educator](#)

For Students

- [Get Started](#)
- [Tours](#)
- [What's New](#)
- [System Requirements](#)
- [Support](#)

For Educators


- [Get Started](#)
- [Tours](#)
- [What's New](#)
- [System Requirements](#)
- [Support](#)

"MyXLab helped me get really high grades in class."
Jackie likes that MyXLab allows her to learn at her own pace.
[Read more student feedback](#)


PEARSON ALWAYS LEARNING

Copyright © 2011 Pearson Education Inc. All Rights Reserved Pearson Higher Education | [Legal Notice](#) | [Privacy Policy](#) | [Contact Us](#)

<http://247pearsoned.custhelp.com>



Pearson Customer Technical Support



Log In | Sign Up

[Home](#) [Find Answers](#) [Send an Email](#) [Chat](#) [My Support Account](#)

Advanced Search

Search

Search by product, category, keyword, or phrase.

Most Popular Answers

[XL Mylabs Status: Scheduled Upgrade June 26](#)

[MyLabsPlus: Logging In](#)

[Internet Explorer 8 or 9: Compatibility View](#)


[Customer Service \(Sales, Refunds, and Other Purchasing Help\)](#)

[Internet Explorer: Trusted Sites and Protected Mode](#)


Contact Us

Haven't found the answer to your question on our site yet? Our representatives are waiting to assist you further.

Chat directly with a representative.

 **Chat**

Ask a question by completing our form.

 **Ask a Question**

Helpful Links

24/7 Support Account

For the best possible service on this website, [log in](#).

Educator Resources

[Faculty Services](#)

[Catalog Search](#)

[Instructor Resource Center](#)

[myPearson Account](#)

[ESL Educators](#)

[Find Your Rep](#)

[Review & Desk Copies](#)

[First Days of Class](#)

Student Resources

[myPearson Account](#)

[Buy Online](#)

[CourseSmart](#)

If you need help, go to the address above. I suggest you print this 'slide' and keep with your textbook or notes.

Problems???

Contact Student Support at
1-800-677-6337 for technical
support 24 hours a day.

For math tutoring at the Pearson Tutor Center
call 1-800-435-4084 between 5 PM and midnight
Sunday through Thursday.

You might be asked for your MyMathLab course
ID or student access code. Keep the course ID
and your access code handy.