

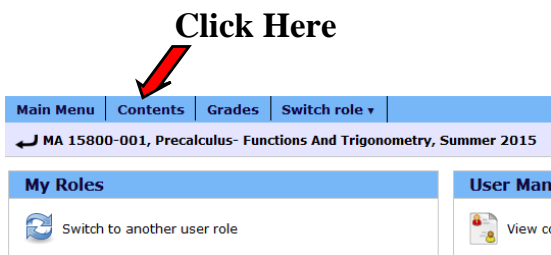
Using LON-CAPA

LOGGING INTO LON-CAPA

You should log into LON-CAPA using Blackboard. There are two links in Blackboard to LON-CAPA. This should be a single-click link, but if you are directed to enter a username and password, use your Purdue Career Account username and password.

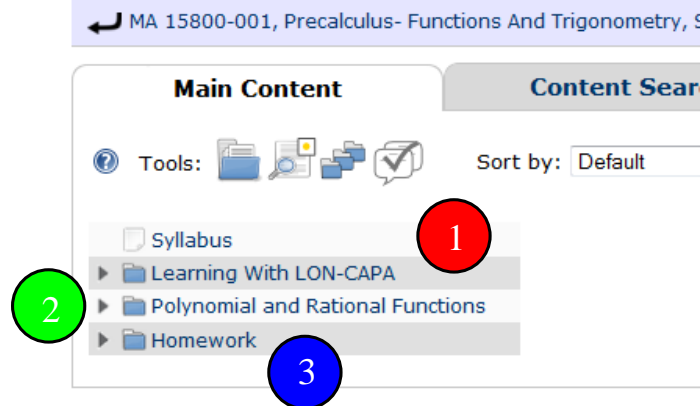
Once you are in the LON-CAPA system, you should be taken to the Roles Screen that shows each LON-CAPA course in which you are enrolled. Select the MA 15800 course, which will take you to the course main page.

To view the contents of the course, select the Contents tab at the top. This will direct you to the course contents.



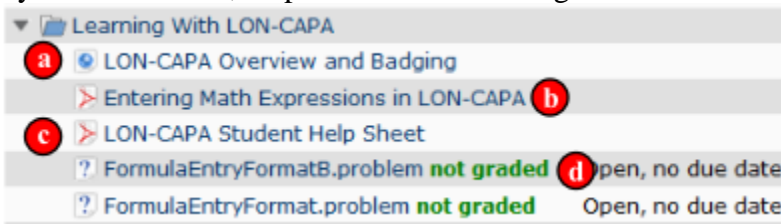
CONTENTS LAYOUT

There are 3 main parts to the contents section of LON-CAPA.



1 LON-CAPA Help Documents

If you click on this, help documents for using LON-CAPA will be available.



LON-CAPA Overview and Badging ^a

This document include a video introduction to using LON-CAPA and a link to acquiring a LON-CAPA badge. It is highly recommended that you view this video and get the LON-CAPA badge. This will greatly aid you in successfully completing the homework in LON-CAPA.

Entering Math Expressions in LON-CAPA ^b

This document will give an overview of how to enter mathematical expression in LON-CAPA. Some of the homework assignments will require numerical answers, but others will need you to input various mathematical expressions. Most expression entries are very similar to how you would enter the expression into a graphing calculator. There are some differences, such as to enter a square root you would use “sqrt(x)”. Please read this document carefully, since you must enters expressions in such a way that order of operations are followed.

LON-CAPA Student Help Sheet ^c

This document contains much of the information included here but in more detail.

Formula Entry Format ^d

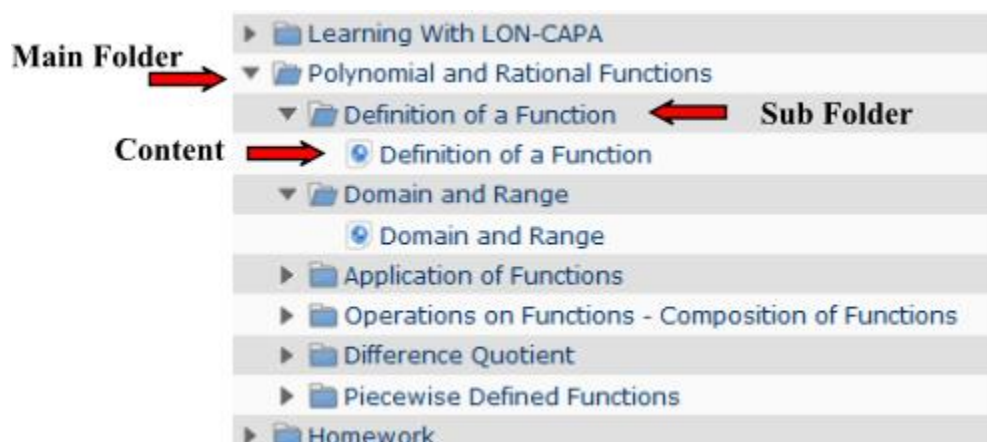
These are practice problems for entering mathematical expressions into LON-CAPA.

2

COURSE CONTENT

This section includes all of the course content, including text and videos. You should read the appropriate text and watch the corresponding videos for each lesson according to the course calendar. This will assist you in learning the content and completing the homework assignments.

To view the content, click on the appropriate section and select the subsection. This will show the content of each subsection. Videos are embedded within the text. Most videos of examples are meant to supplement the examples in the text, which means they will be different to give you multiple examples of what may appear in the homework and the exams. It is recommended that you watch the videos in full-screen mode.



Please note that some lessons may include more than one section of text, or one section of text may cover more than one lesson. Refer to the course calendar to see which sections are covered for each lesson.

In addition, not all content will be available immediately. Content will be made available as you progress through the course.

3 HOMEWORK

There is a Homework folder at the bottom of the content list. If you select this, the homework list will be shown. To complete a homework assignment, select the homework number. A list of the problems in that assignment will be shown. To work on a problem, select that particular problem. You can navigate between problems using the arrows at the top of the LON-CAPA screen.

Homework Number

Homework Assignments

- ▶ Learning With LON-CAPA
- ▶ Polynomial and Rational Functions
- ▼ Homework
 - ▶ Homework1
 - ▼ Homework2
 - ? HW2:01_AppofFunctions_d.problem
 - ? HW2:02_AppofFunctions_d.problem
 - ? HW2:03_AppofFunctions_d.problem
 - ? HW2:04_AppofFunctions_d.problem
 - ? HW2:05_AppofFunctions_d.problem
 - ? HW2:06_AppofFunctions_d.problem
 - ? HW2:07_AppofFunctions_d.problem
 - ? HW2:08_AppofFunctions_d.problem
 - ? HW2:09_AppofFunctions_d.problem
 - ▶ Homework3
 - ▶ Homework4
 - ▶ Homework5

Most problems will have 99 attempts. Some problems, such as multiple choice, will have fewer attempts. The number of attempts can be seen below the answer box.

If you have any questions about the homework, please post those to the Piazza discussion board.