

NAME _____

STUDENT ID _____

REC. INSTR. _____ REC. TIME _____

SECTION NUMBER _____ LECTURER _____

INSTRUCTIONS:

1. Make sure you have all 12 test pages.
2. Fill in the information requested above and on the mark-sense sheet.
3. Mark your answers on the mark-sense sheet and show work in this booklet.
4. There are 22 problems, worth 9 points each.
5. No books or notes or calculators may be used.
6. **Please, show your work.** It may matter in borderline cases.
7. Have a good summer.

Formulae you may or may not find useful:

$$\text{pr}_{\mathbf{a}} \mathbf{b} = \frac{\mathbf{a} \cdot \mathbf{b}}{\|\mathbf{a}\|^2} \mathbf{a}$$

$$\int \sin^n x \, dx = -\frac{1}{n} \sin^{n-1} x \cos x + \frac{n-1}{n} \int \sin^{n-2} x \, dx$$

$$\int \cos^n x \, dx = \frac{1}{n} \cos^{n-1} x \sin x + \frac{n-1}{n} \int \cos^{n-2} x \, dx$$

$$\int \sec x \, dx = \ln |\sec x + \tan x| + C$$

$$\ln(1+x) = \sum_{n=1}^{\infty} (-1)^{n-1} \frac{x^n}{n}$$

$$\tan^{-1} x = \sum_{n=0}^{\infty} (-1)^n \frac{x^{2n+1}}{2n+1}$$

$$(1+x)^s = \sum_{n=0}^{\infty} \binom{s}{n} x^n$$

$$\tan 2\theta = \frac{B}{A-C}$$

$$x = X \cos \theta - Y \sin \theta, \quad y = X \sin \theta + Y \cos \theta.$$

1. The vector $\mathbf{v} = v_1 \mathbf{i} + v_2 \mathbf{j} + v_3 \mathbf{k}$ has length 3 and the same direction as $4\mathbf{i} - 2\mathbf{j} + 4\mathbf{k}$.
Then $v_1 =$

- A. 3
- B. 2
- C. 1
- D. 0
- E. -2

2. You have to push your broken car 50 meters, by exerting a force of 200 Newtons, at angle $\pi/6$ with respect to the road. How much work will you do on the car?

- A. $10,000\sqrt{3}$ Nm
- B. 10,000 Nm
- C. $5,000\sqrt{3}$ Nm
- D. 5,000 Nm
- E. none of the above

3. A vector perpendicular to both $\mathbf{i} + 2\mathbf{j}$ and $\mathbf{j} + 2\mathbf{k}$ is

- A. $2\mathbf{i} - \mathbf{j} + 4\mathbf{k}$
- B. $\mathbf{i} + 4\mathbf{j} + 2\mathbf{k}$
- C. $4\mathbf{i} + \mathbf{j} - 2\mathbf{k}$
- D. $2\mathbf{i} - 4\mathbf{j} - \mathbf{k}$
- E. $4\mathbf{i} - 2\mathbf{j} + \mathbf{k}$

4. $\lim_{x \rightarrow 1^+} \ln x \ln(\ln x) =$

- A. 0
- B. 1
- C. e
- D. ∞
- E. $-\infty$

5. $\int_0^1 (x-1) e^{x/2} dx =$

- A. $2\sqrt{e}$
- B. 0
- C. $6 - 4\sqrt{e}$
- D. $\sqrt{e} - 2$
- E. 1

6. In computing $\int \sin^{-2} x \cos^3 x dx$ which of the following steps will be used?

- A. integrate by parts
- B. do partial fractions
- C. substitute $u = \sin x$
- D. substitute $u = \cos x$
- E. substitute $u = \sec x$

7. The partial fraction expansion of the function $\frac{x^3 + 2}{x^2 - 1}$ will be of form

- A. $\frac{A}{x^2 - 1} + \frac{Bx + C}{x^3 + 1}$
- B. $x + \frac{A}{x - 1} + \frac{B}{x + 1}$
- C. $x^3 + \frac{A}{x - 1} + \frac{B}{x + 1}$
- D. $\frac{A}{x - 1} + \frac{B}{x + 1}$
- E. $\frac{3x}{2} + \frac{Ax + B}{x^2 - 1}$

8. $\int_0^2 \frac{dx}{(4 + x^2)^{3/2}} =$

- A. $\frac{\sqrt{2}}{2}$
- B. $\frac{\sqrt{2}}{8}$
- C. 1
- D. $\frac{\pi}{4}$
- E. $\frac{\pi}{8}$

9. The base of a solid is an isosceles right triangle, with legs of length 3. The cross sections perpendicular to one leg are squares. What is the volume of the solid?

- A. 6
- B. $9\sqrt{2}$
- C. 9
- D. $\frac{27}{2}$
- E. $\frac{27}{\sqrt{2}}$

10. Two kids are sitting on opposite sides of a seesaw, both 1 ft from the axis of revolution. One kid weighs 10 lbs, the other 100 lbs. How far from the axis should a third kid, also weighing 10 lbs, sit to achieve equilibrium?

- A. 6 ft
- B. 8 ft
- C. 9 ft
- D. 10 ft
- E. 11 ft

11. $\lim_{k \rightarrow \infty} \frac{2 \ln k}{\sqrt{k+1}} =$

- A. 2
- B. $\frac{1}{2}$
- C. $\frac{1}{4}$
- D. 0
- E. 1

12. $\sum_{n=0}^{\infty} \frac{(-1)^n}{2} 3^{1-n} =$

- A. $\frac{9}{8}$
- B. $\frac{3}{4}$
- C. $\frac{9}{4}$
- D. $\frac{3}{2}$
- E. 3

13. Which of the following statements is/are true?

I. $\sum_{n=1}^{\infty} \frac{1}{\sqrt{n}}$ converges;

II. $\sum_{n=1}^{\infty} \frac{1}{2^n - 1}$ converges by the limit comparison test with $\sum_{n=1}^{\infty} \frac{1}{2^n}$;

III. $\sum_{n=1}^{\infty} \frac{(-1)^n}{n^2 + 1}$ converges absolutely.

- A. Only I
- B. Only II and III
- C. Only III
- D. Only II
- E. All three are true.

14. For what positive values of d does $\sum_{n=1}^{\infty} \frac{1}{\sqrt{n^d + 1}}$ converge?

- A. $0 < d \leq 1$
- B. $1 < d < \infty$
- C. $2 < d < \infty$
- D. $\frac{1}{2} < d < \infty$
- E. $0 < d < \infty$

15. If $\frac{d}{dx}\left(\frac{\sin x}{x}\right)$ is written as $\sum_{n=0}^{\infty} a_n x^n$ then a_5 equals

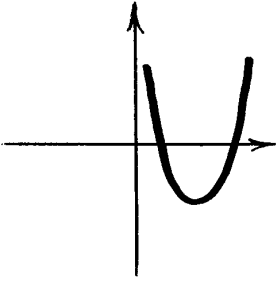
- A. $-\frac{1}{6!}$
- B. $-\frac{6}{7!}$
- C. $-\frac{1}{7!}$
- D. $\frac{1}{6 \cdot 5!}$
- E. $\frac{5}{6!}$

16. The Taylor series of the function $\frac{x^2}{1+2x^3}$ is

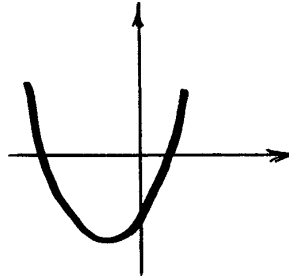
- A. $1 - x^2 + 2x^3 + \dots$
- B. $x^2 - 2x^3 + 2x^4 + \dots$
- C. $x - 2x^3 + 4x^5 + \dots$
- D. $x^2 - 2x^5 + 4x^8 + \dots$
- E. $2x^3 - 4x^5 + 8x^7 + \dots$

17. Which of the following curves is parametrized by $x = 2 - t^2$, $y = t - 1$?

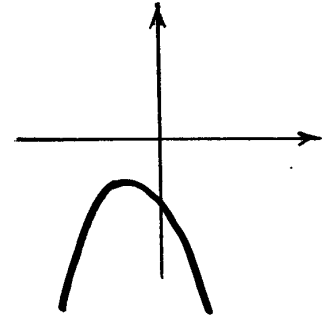
A.



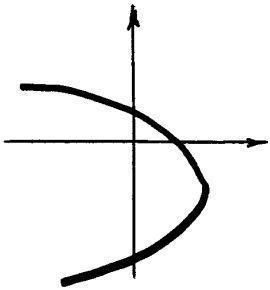
B.



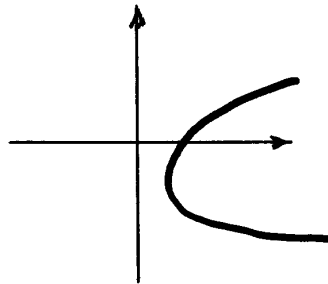
C.



D.



E.



18. If a particle travels along the path $x = t^2 - 1$, $y = 2t^3 - 5t^2$, what is its velocity at time $t = 2$?

A. $5\sqrt{3}$

B. 8

C. $4\sqrt{2}$

D. 4

E. $2\sqrt{6}$

19. Find the area of the region surrounded by the curve $r = \sqrt{1 + \cos \theta}$.

- A. $\frac{\pi}{2}$
- B. π
- C. 4π
- D. $\frac{\pi}{2} + 1$
- E. $\pi + 2$

20. The equation $r = 2 \cos \theta - 4 \sin \theta$ describes a circle. What is its center?

- A. $(-1, 2)$
- B. $(\frac{1}{2}, -1)$
- C. $(2, 4)$
- D. $(2, -4)$
- E. $(1, -2)$

21. Find the foci of the ellipse $x^2 - 4x + 4y^2 - 8y + 4 = 0$.

- A. $(2, 1 \pm \sqrt{5})$
- B. $(-2, \pm\sqrt{3}, -1)$
- C. $(\pm\sqrt{3}, 0)$
- D. $(0, \pm\sqrt{3})$
- E. $(2 \pm \sqrt{3}, 1)$

22. Which conic section is described by the equation $x^2 - 4xy + y^2 = 1$

