

FALL 2017 MA 261 EXAM 1 SOLUTIONS

1. Suppose that the three points $(0, 0, 0)$, $(1, 1, 1)$, and (a, b, c) lie in a unique plane P . The line passing through $(0, 0, 0)$ and $(1, 2, a)$ is normal to P . What is a ?

A. $a = -3$

B. $a = 0$

C. $a = 1$

D. $a = 2$

E. $a = -1$

$$\langle 1, 1, 1 \rangle \cdot \langle 1, 2, a \rangle = 0$$

$$1 + 2 + a = 0$$

$$a = -3$$

2. Suppose a particle has acceleration

$$\mathbf{a}(t) = \frac{-1}{(1+t)^2} \mathbf{i} + \sqrt{t} \mathbf{j} + 2\mathbf{k}.$$

If the initial velocity $\mathbf{v}(0) = \mathbf{i} + \mathbf{j} + \mathbf{k}$, and the initial position is $\mathbf{r}(0) = \mathbf{0}$, what is $\mathbf{r}(1)$?

A. $(\ln 2)\mathbf{i} + \frac{4}{15}\mathbf{j} + 2\mathbf{k}$

B. $(\ln 2)\mathbf{i} + \frac{19}{15}\mathbf{j} + 2\mathbf{k}$

C. $(1 + \ln 2)\mathbf{i} + \frac{4}{15}\mathbf{j}$

D. $(1 + \ln 2)\mathbf{i} + \frac{19}{15}\mathbf{j} + 2\mathbf{k}$

E. $\mathbf{i} + \frac{4}{15}\mathbf{j}$

$$\vec{v} = \left\langle (1+t)^{-1}, \frac{2}{3}t^{3/2}, 2t \right\rangle + \langle 0, 1, 1 \rangle$$

$$\vec{r} = \left\langle \ln(1+t), \frac{4}{15}t^{5/2} + t, t^2 + t \right\rangle$$

$$\vec{r}(1) = \textcircled{\text{B}}$$

3. Consider the space curve

$$\mathbf{r}(t) = (\cos t + \sin t)\mathbf{i} + (\cos t - \sin t)\mathbf{j} + t\mathbf{k}.$$

Compute $\mathbf{N}(t)$, the principal unit normal vector.

- A. $(-\sin t)\mathbf{i} + (\cos t)\mathbf{j}$
- B. $\frac{1}{\sqrt{3}}(\cos t - \sin t)\mathbf{i} - \frac{1}{\sqrt{3}}(\cos t + \sin t)\mathbf{j} + \frac{1}{\sqrt{3}}\mathbf{k}$
- C. $-\frac{1}{\sqrt{2}}(\cos t + \sin t)\mathbf{i} + \frac{1}{\sqrt{2}}(\sin t - \cos t)\mathbf{j}$
- D. $\frac{1}{\sqrt{3}}(\cos t - \sin t)\mathbf{i} - \frac{1}{\sqrt{3}}(\cos t + \sin t)\mathbf{j}$
- E. $\frac{1}{\sqrt{2}}(\cos t + \sin t)\mathbf{i} + \frac{1}{\sqrt{2}}(\sin t - \cos t)\mathbf{j}$

$$\begin{aligned} \vec{r}' &= \langle -\sin t + \cos t, -\sin t - \cos t, 1 \rangle & |\vec{r}'| &= \sqrt{\sin^2 t + \cos^2 t - 2\sin t \cos t + \sin^2 t + \cos^2 t + 2\sin t \cos t + 1^2} \\ & & &= \sqrt{3} \\ \vec{T}' &= \frac{1}{\sqrt{3}} \langle -\cos t - \sin t, \cos t + \sin t, 0 \rangle \\ |\vec{T}'| &= \frac{1}{\sqrt{3}} \sqrt{\cos^2 t + \sin^2 t + 2\cos t \sin t + \cos^2 t + \sin^2 t - 2\cos t \sin t + 0^2} = \frac{1}{\sqrt{3}} \sqrt{2} \\ \vec{N} &= \frac{\vec{T}'}{|\vec{T}'|} (\sqrt{3}) = \text{C} \end{aligned}$$

4. Consider the following two limits:

I. $\lim_{(x,y) \rightarrow (0,0)} \frac{xy}{x^2 + xy + y^2}$

II. $\lim_{(x,y) \rightarrow (0,0)} \frac{x+y}{e^x + e^y}$

- A. I. does not exist, II. 0
- B. I. does not exist, II. does not exist
- C. I. 0, II. does not exist
- D. I. 0, II. 0
- E. I. 0, II. 1

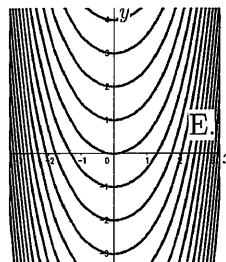
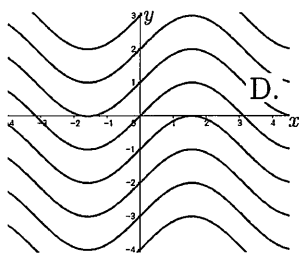
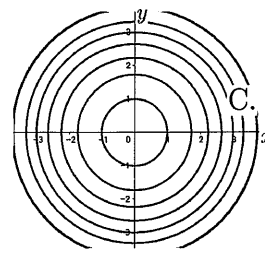
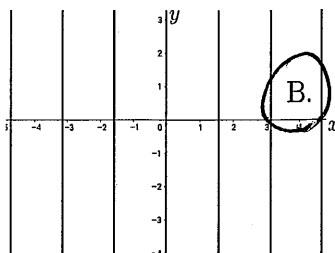
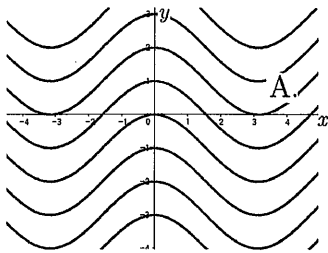
I. If $y=0$, $\lim_{x \rightarrow 0} \frac{0}{x^2+0} = 0$
 but if $y=x$, $\lim_{x \rightarrow 0} \frac{x^2}{x^2+x^2+x^2} = \frac{1}{3}$

II. $\frac{0+0}{e^0+e^0} = \frac{0}{2} = 0.$

DNE

$$\cos x = k \Leftrightarrow x = \cos^{-1} k, \text{ VERTICAL LINES}$$

5. Suppose $z = f(x, y) = \cos x$. Choose the correct contour map (level curves of f):



6. Suppose the function $f(x, y)$ has the following properties:

$$f_x(0, 0) = 11, \quad f_x(1, 1) = 3, \quad f_y(0, 0) = 5, \quad f_y(1, 1) = 7.$$

If $x = e^s - te^t$ and $y = e^t - se^s$, then what is f_s at $(s, t) = (0, 0)$?

A. -2

B. 10

C. 16

D. 6

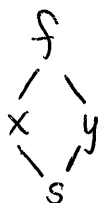
E. -4

$$x(0, 0) = 1, \quad y(0, 0) = 1.$$

$$x_s = e^s, \quad y_s = -e^s - se^s$$

$$x_s(0, 0) = 1, \quad y_s(0, 0) = -1$$

$$\begin{aligned} f_s &= f_x(1, 1) x_s(0, 0) + f_y(1, 1) y_s(0, 0) \\ &= (3)(1) + (7)(-1) \end{aligned}$$



7. The length and width of a rectangle are measured as 10 cm and 4 cm, respectively, with an error in measurement of at most 0.1 cm each. Use differentials to estimate the maximum error in the calculated area of the rectangle.

- A. 5 cm^2
 B. 1.4 cm^2
 C. 0.5 cm^2
 D. 4 cm^2
 E. 0.4 cm^2

$$A = xy$$

$$dA = y dx + x dy$$

$$= 4(0.1) + 10(0.1) = 1.4$$

8. Find the point (x, y) at which f has a local minimum:

$$f(x, y) = \frac{1}{3}y^3 + x^2 + 4xy - 2x - 13y + 7.$$

- A. $(1, -13)$
 B. $(3, -1)$
 C. $(1, -3)$
 D. $(-17, 9)$
 E. None of the above.

$$f_x = 2x + 4y - 2 = 0 \rightarrow x = 1 - 2y$$

$$f_y = y^2 + 4x - 13$$

$$= y^2 + 4(1 - 2y) - 13$$

$$= y^2 - 8y - 9 = 0$$

$$= (y - 9)(y + 1)$$

$$f_{xx} = 2 > 0$$

$$f_{yy} = 2y$$

$$f_{xy} = 4$$

$$D = (2)(2y) - (4)^2 = 4y - 16$$

If $y = -1$, $D < 0$ (saddle)

If $y = 9$, $D > 0$ and $x = 1 - 2(9) = -17$

9. The depth of a lake at the point (x, y) is $3x^2y + 5y^2$ feet. Assume that x and y are measured in miles. If a boat at the point $(2, 1)$ is sailing in the direction of the vector $3\mathbf{i} + \mathbf{j}$, at what rate is the water depth changing?

- A. 12 feet/mile
 B. $14\frac{1}{2}$ feet/mile
 C. $\frac{58}{\sqrt{10}}$ feet/mile
 D. 41 feet/mile
 E. $\frac{23\sqrt{10}}{5}$ feet/mile

$$\nabla f = \langle 6xy, 3x^2 + 10y \rangle$$

$$\nabla f(2, 1) = \langle 12, 22 \rangle$$

$$\hat{u} = \frac{1}{\sqrt{3^2 + 1^2}} \langle 3, 1 \rangle$$

$$D_{\hat{u}}f = \frac{1}{\sqrt{10}} (12 \cdot 3 + 22 \cdot 1)$$

10. Find $\frac{\partial z}{\partial x}$ at $(x, y, z) = (1, 2, 1)$, where z is defined implicitly as a function of x and y by the equation

$$\tan(\pi xyz) = x^2 - z^2.$$

- A. $\frac{1}{\pi + 1}$
 B. $1 - \pi$
 C. $\frac{2 - 2\pi}{3}$
 D. $\frac{1 - \pi}{1 + \pi}$
 E. $\frac{\pi + 1}{1 - \pi}$

$$\frac{\partial}{\partial x} (\tan \pi xyz) = \frac{\partial}{\partial x} (x^2 - z^2)$$

$$\sec^2(\pi xyz) \left[\pi yz + \pi xy \frac{\partial z}{\partial x} \right] = 2x - 2z \frac{\partial z}{\partial x}$$

At $(1, 2, 1)$:

$$\sec^2(2\pi) \left[2\pi + 2\pi \frac{\partial z}{\partial x} \right] = 2 - 2 \frac{\partial z}{\partial x}$$

$$2\pi \frac{\partial z}{\partial x} + 2 \frac{\partial z}{\partial x} = 2 - 2\pi$$

$$\frac{\partial z}{\partial x} = \frac{1 - \pi}{\pi + 1}$$

or, $F = \tan(\pi xyz) + z^2 - x^2$
 Implicit Function Theorem:

$$\frac{\partial z}{\partial x} = - \frac{\frac{\partial F}{\partial x}}{\frac{\partial F}{\partial z}} = - \frac{\pi yz \sec^2(\pi xyz) - 2x}{\pi xy \sec^2(\pi xyz) + 2z} \Big|_{(1, 2, 1)}$$

$$= - \frac{2\pi - 2}{2\pi + 2}$$

11. Find the tangent plane to the level surface $xy^2z^3 = 12$ at $(3, 2, 1)$.

A. $x + 2y + 3z = 10$

B. $x + y + z = 6$

C. $3x + 2y + z = 14$

D. $x + 3y + 6z = 15$

E. $x + 3y + 9z = 18$

$$F(x, y, z) = xy^2z^3$$

$$\nabla F = \langle y^2z^3, 2xy^2z^3, 3xy^2z^2 \rangle$$

$$\nabla F(3, 2, 1) = \langle 2^2 \cdot 1^3, 2 \cdot 3 \cdot 2 \cdot 1^3, 3 \cdot 3 \cdot 2^2 \cdot 1^2 \rangle$$
$$= \langle 4, 12, 36 \rangle$$

$$\vec{n} = \langle 1, 3, 9 \rangle$$

12. Find $f'(1)$, where $f(t) = \mathbf{u}(t) \cdot \mathbf{v}(t)$, $\mathbf{u}(1) = \langle 1, 1, 1 \rangle$, $\mathbf{u}'(1) = \langle 1, 2, 3 \rangle$, and $\mathbf{v}(t) = \langle t, t^2, t^3 \rangle$.

A. 6

B. 14

C. 28

D. 12

E. 24

$$\vec{v}(1) = \langle 1, 1, 1 \rangle$$

$$\vec{v}'(1) = \langle 1, 2, 3 \rangle$$

$$f'(1) = \vec{u}(1) \cdot \vec{v}'(1) + \vec{u}'(1) \cdot \vec{v}(1)$$

$$= \langle 1, 1, 1 \rangle \cdot \langle 1, 2, 3 \rangle + \langle 1, 2, 3 \rangle \cdot \langle 1, 1, 1 \rangle$$

$$= 6 + 6$$